

JHK
T-SHIRT



CATALOGUE2025



+ 10.000 GARMENT OPTIONS to customize

We are producers of customizable basic garments. We have collections tailored to each client's needs. We have more than **200 products**, more than **10.000 SKUs** and a wide range of more than **120 colours** spread across all our garments.



Index

Novelties	06
Collections:	
Ocean Line	14
JT Line	20
Regular Line	26
School	68
Special WLT (White Long Tee / Prepared for dyeing)	72
Curves Line	74
Sublimation	76
Workwear Line	78
Winter Line	114
Urban Line	164
Sport Line	186
Underwear Line	198
Color Card	204
Iconography	206
Product directory	207
Special productions	218

Novelties

+ **Garments**
with an unequalled
quality

+ **On-trend**
colours

+ **Sustainable
fabrics**
in the Winter line

JT 150

T-shirt

REF: JT150

Pag.23

new

A man with short dark hair and a light beard is wearing a dark green polo shirt. He is leaning forward with his right arm resting on his knee, looking directly at the camera. The background is a plain, light grey.

new

JT Polo

Polo

REF: JTPOLO

Pag.22

A man with short dark hair is wearing a bright blue t-shirt. He is standing and looking off to the side with a slight smile. The background is a plain, light grey.

new

JT Sport

T-shirt

REF: JTSPORT

Pag.22

JT Sweatshirt CR

Sweatshirt

REF: JTSWCR

Pag.25

new



new

JT Kangaroo

Sweatshirt

REF: JTSWKNG

Pag.24



new

Super-T

T-shirt

REF: TS150ST

Pag.32





new

Larisa

Pants

REF: WKLARISA

Pag.110



new

Tokyo Kid

Pants

REF: WKTOKYOK

Pag.70



new

Chester
Pants

REF: WKCHESTER
Pag.111





OCEAN

Line

Ocean T-Shirt

REF: TSOCEAN

Men´s short sleeve T-shirt. Tubular fit. Double needle stitching in collar, sleeves and bottom hem for extra durability. Shoulder-to-shoulder taping. 1X1 ribbed collar with elastane.

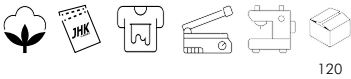
COMPOSITION: 100% Preshrunk cotton.

AY: 95% Cotton / 5% Viscose.

GM: 85% Cotton / 15% Viscose.

COLORS: 15.

SIZES: From S to 3XL.



120



S	M	L	XL	XXL	3XL
48/69	50/70	53/73	56/75	58/77	61/79






S / XXL



3XL





XS / 3XL



Ocean Kangaroo

REF: SWOCEKNG

Unisex sweatshirt. Dyed-to-match drawcord. Pouch pocket for extra carry. Self-fabric cuffs and waistband.

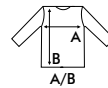
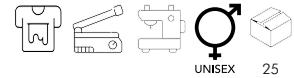
COMPOSITION: 65% Polyester / 35% Cotton.

AY: 67% Cotton / 31% Polyester / 2% Viscose.

WEIGHT: 260-265 g/m² approx.

COLORS: 6.

SIZES: From XS to 3XL.



XS	S	M	L	XL	XXL	3XL
50/67	52/68	54/69	56/70	58/71	60/72	62/74



XS / XXL



Ocean Kangaroo Hooded Contrast

REF: SWOCECTR

Unisex sweatshirt. Dyed-to-match drawcord. Hood with contrast lining. Self-fabric cuffs and waistband. Pouch pocket for extra carry.

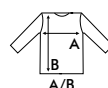
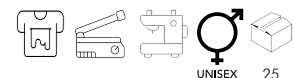
COMPOSITION: 65% Polyester / 35% Cotton.

AS: 67% Cotton / 31% Polyester / 2% Viscose.

WEIGHT: 260-265 g/m² approx.

COLORS: 6.

SIZES: From XS to XXL



XS	S	M	L	XL	XXL
50/67	52/68	54/69	56/70	58/71	60/72



XS / 3XL



Ocean Crew Neck

REF: SWOCECR

Unisex sweatshirt. Double needle collar, cuffs and waistband for extra durability. Self-fabric cuffs and waistband.

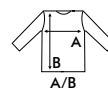
COMPOSITION: 65% Polyester / 35% Cotton.

AY: 67% Cotton / 31% Polyester / 2% Viscose.

WEIGHT: 260-265 g/m² approx.

COLORS: 6.

SIZES: From XS to 3XL.



XS	S	M	L	XL
51/63	54/66	57/69	60/72	63/76

XXL	3XL
66/78	70/81

new






JT Line

Some references will be available in spring/summer 2025.
More information on the website.



S / 3XL



JT Polo

REF: JTPOLO

Men's short sleeve polo shirt. Piqué fabric.
Two-button placket with bottom. 1X1 rib on collar.
Side vents.

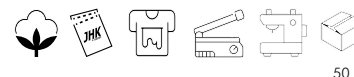
COMPOSITION: 100% Cotton.

GM: 85% Cotton / 15% Viscose.

WEIGHT: 180 g/m² approx.

COLORS: 10.

SIZES: From S to 3XL.




50



S	M	L	XL	XXL	3XL
47/68	51/70	53/72	55/74	59/76	63/80



S / XXL



JT Sport

REF: JTSPORT

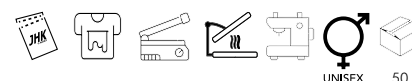
High Performance Unisex T-shirt.
Side-seamed.

COMPOSITION: 100% Recycled polyester.

WEIGHT: 140 g/m² approx.

COLORS: 10.

SIZES: From S to XXL.



UNISEX 50



S	M	L	XL	XXL
50/66	52/68	54/70	56/72	58/77



FLUOR



XS / 5XL



JT 150

REF: JT150



Men's short sleeve T-shirt. Tubular fit.
Double needle stitching in collar, sleeves and bottom hem
for extra durability. Shoulder-to-shoulder taping.

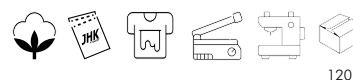
COMPOSITION: 100% Cotton.

AS: 98% Cotton / 2% Viscose.

GM: 85% Cotton / 15% Viscose.

COLORS: 13.

SIZES: From XS to 5XL.



120



XS	S	M	L	XL	XXL	3XL	4XL	5XL
46/68	48/70	51/72	54/74	57/76	60/78	64/80	68/82	72/84



XS / 3XL



JT Kangaroo

REF: JTSWKNG



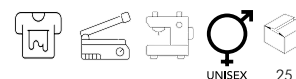
Unisex sweatshirt. Dyed-to-match drawcord.
Self-fabric cuffs and waistband.
Pouch pocket for extra carry.

COMPOSITION: 60% Cotton / 40% Polyester.
GM: 61% Cotton / 31% Polyester / 8% Viscose.

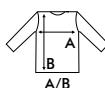
WEIGHT: 260-265 g/m² approx.

COLORS: 7.

SIZES: From XS to 3XL.




UNISEX 25



XS	S	M	L	XL	XXL	3XL
50/67	52/68	54/69	56/70	58/71	60/72	62/74



XS / 3XL



JT Sweatshirt CR



REF: JTSWCR

Unisex sweatshirt. Double needle collar, cuffs and waistband for extra durability. Self-fabric cuffs and waistband.

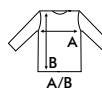
COMPOSITION: 60% Cotton / 40% Polyester.

GM: 61% Cotton / 31% Polyester / 8% Viscose.

WEIGHT: 260-265 g/m² approx.

COLORS: 7.

SIZES: From XS to 3XL.



XS	S	M	L	XL	XXL	3XL
51/63	54/66	57/69	60/72	63/76	66/78	70/81





REGULAR

Line



Regular T-Shirt Man

REF: TSRA150

Men´s short sleeve T-shirt. Tubular fit. CM and Fluor side-seamed.
Double needle stitching in sleeves and bottom hem for extra durability.
Shoulder-to-shoulder taping. 1X1 rib on collar.

COMPOSITION: 100% Preshrunk cotton.

AS: 98% Cotton / 2% Viscose.

GM: 85% Cotton / 15% Viscose.

Flúor: 100 Polyester.

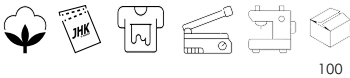
Heather: 65% Polyester / 35% Cotton.

DNH: 60% Cotton / 40% Polyester.

WEIGHT: 155 g/m² approx.


COLORS: 82.

SIZES: From XS to 5XL.



XS	S	M	L	XL	XXL	3XL
48/68	51/70	53/72	56/74	58/76	61/78	66/82

4XL	5XL
68/84	72/88


50



PAG.30
REF: TSRLCMF



PAG.60
REF: TSRK150

KIDS



XS / XXL

NEW



3XL



4XL / 5XL





regular line | 2025

Regular Comfort Lady


REF: TSRLCMF

Women´s fitted short sleeve T-shirt. Side-seamed.
Double needle stitching in sleeves and bottom hem for extra durability.


COMPOSITION: 100% Cotton.
GM: 85% Cotton / 15% Viscose.
Flúor: 100% Polyester.
Heather: 65% Polyester / 35% Cotton.
DNH: 60% Cotton / 40% Polyester.
WEIGHT: 145-150 g/m² approx.
COLORS: 40.
SIZES: From S to XXL.






S	M	L	XL	XXL
42/63	44/65	46/67	48/69	50/71







**PAG.28**
REF: TSRA150

**PAG.60**
REF: TSRK150
KIDS

**PAG.75**
REF: CURVS150



S / XXL



HEATHER


FLUOR
 Cotton Like


Super-T

REF: TS150ST

new

Men´s short sleeve T-shirt. Tubular fit. Double needle stitching in collar, sleeves and bottom hem for extra durability. Shoulder-to-shoulder taping. 1X1 rib on collar.

COMPOSITION: 100% Carded cotton.

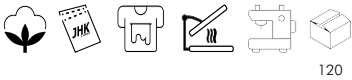
AS: 98% Cotton / 2% Viscose.

GM: 85% Cotton / 15% Viscose.

WEIGHT: 150 g/m² approx.

COLORS: 25.

SIZES: From S to 5XL.



S	M	L	XL	XXL	3XL	4XL	5XL
48/69	51/70	53/73	56/75	59/77	61/79	66/82	68/84






S / 5XL





S / 3XL



Regular Combed T-shirt

REF: TSR160COMB

Men's short sleeve T-shirt. Tubular fit. Double needle stitching in sleeves and bottom hem for extra durability. Shoulder-to-shoulder taping. 1X1 rib on collar.

COMPOSITION: 100% Combed cotton.

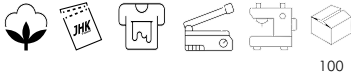
AS: 98% Cotton / 2% Viscose.

GM: 85% Cotton / 15% Viscose.

WEIGHT: 160 g/m² approx.

COLORS: 12.

SIZES: From S to 3XL.



100



S	M	L	XL	XXL	3XL
48/68	51/70	53/72	56/74	58/76	61/78



S / 3XL



Regular Digital Print

REF: TSR160DGP

Men's short sleeve T-shirt. Tubular fit. Double needle stitching in sleeves and bottom hem for extra durability. Shoulder-to-shoulder taping. 1x1 rib on collar.

COMPOSITION: 100% Combed cotton.

WEIGHT: 160 g/m² approx.

COLORS: 1.

SIZES: From S to 3XL.



100



S	M	L	XL	XXL	3XL
48/68	51/70	53/72	56/74	58/76	61/78



S / 3XL



Regular Organic T-Shirt

REF: TSR160ORG

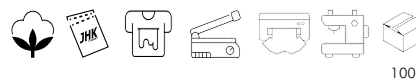
Men's short sleeve T-shirt. Tubular fit. Double needle stitching in sleeves and bottom hem for extra durability. Shoulder-to-shoulder taping. 1X1 rib on collar.

COMPOSITION: 100% Organic cotton.

WEIGHT: 160 g/m² approx.

COLORS: 5.

SIZES: From S to 3XL.



100



S	M	L	XL	XXL	3XL
48/68	51/70	53/72	56/74	58/76	61/78



S / 3XL



regular line | 2025

Regular Premium T-Shirt Lady

REF: TSRLPRM

Women's fitted short sleeve T-shirt. Side-seamed. Double needle stitching in sleeves and bottom hem for extra durability. Single jersey.

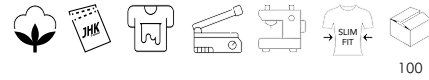
COMPOSITION: 100% Preshrunk cotton.


GM: 85% Cotton / 15% Viscose.

WEIGHT: 170 g/m² approx.

COLORS: 9.

SIZES: From S to 3XL.



	S	M	L	XL	XXL	3XL
	42/62	44/63	46/64	48/66	50/68	52/70
PFD	44/66	46/68	48/70	50/72	52/74	54/76





XS / 3XL



4XL / 5XL



regular line | 2025

Regular Hit T-Shirt

REF: TSRA170

Men's short sleeve T-shirt. Tubular fit. Double needle stitching in sleeves and bottom hem for extra durability. Shoulder-to-shoulder taping. 1X1 rib on collar.

COMPOSITION: 100% Preshrunk cotton.

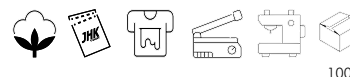
AS: 98% Cotton / 2% Viscose.

GM: 85% Cotton / 15% Viscose.

WEIGHT: 170 g/m² approx.

COLORS: 12.

SIZES: From XS to 5XL.



XS	S	M	L	XL	XXL	3XL
48/68	51/70	53/72	56/74	58/76	61/78	66/82

4XL	5XL	
68/84	72/88	50



Regular Premium T-Shirt

REF: TSRA190

Men’s short sleeve T-shirt. Tubular fit. PFD side-seamed.
Double needle stitching in sleeves and bottom hem for extra durability.
Shoulder-to-shoulder taping. 1X1 rib on collar.

COMPOSITION: 100% Preshrunk cotton.

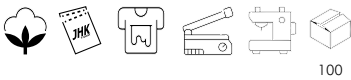
AS: 98% Cotton / 2% Viscose.



GM: 85% Cotton / 15% Viscose.

WEIGHT: 185-190 g/m² approx.

COLORS: 51.

SIZES: From XS to 5XL.



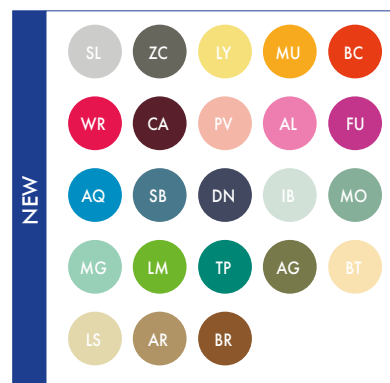
	XS	S	M	L	XL	XXL	3XL
	48/68	51/70	53/72	56/74	58/76	61/78	66/82
PFD	47/67	50/70	53/73	56/76	59/79	63/82	66/85
	4XL	5XL					
	68/84	72/88	 50				




PAG.62
REF: TSRK190



XS / XXL




3XL / 4XL / 5XL



PFD Prepared for dyeing.
Sizes XS to 3XL.



XS / 5XL



Regular LS T-Shirt

REF: TSRA150LS

Men's long sleeve T-shirt. Double needle stitching in sleeves and bottom hem for extra durability. Shoulder-to-shoulder taping. 1X1 rib on collar.

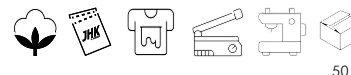
COMPOSITION: 100% Preshrunk cotton.

GM: 85% Cotton / 15% Viscose.

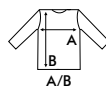
WEIGHT: 155 g/m² approx.

COLORS: 10.

SIZES: From XS to 5XL.




50



XS	S	M	L	XL	XXL	3XL
48/68	51/70	53/72	56/74	58/76	61/78	66/82

4XL	5XL
68/84	72/88



50



S / XXL



Regular Comfort LS Lady

REF: TSRLCMFLS

Woman's long sleeve T-shirt. Double needle stitching in sleeves and bottom hem for extra durability. Single jersey.

COMPOSITION: 100% Preshrunk cotton.

GM: 85% Cotton / 15% Viscose.

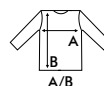
WEIGHT: 145 g/m² approx.

COLORS: 7.

SIZES: From S to XXL.



50




S	M	L	XL	XXL
42/63	44/65	46/67	48/69	50/71



PAG.63
REF: TSRK150LS



XS / 3XL



Regular Hit T-Shirt LS

REF: TSRA170LS

Men's long sleeve T-shirt with cuffs. Tubular fit. Double needle stitching in bottom hem for extra durability. Shoulder-to-shoulder taping. 1x1 rib on collar.

COMPOSITION: 100% Preshrunk cotton.

GM: 85% Cotton / 15% Viscose.

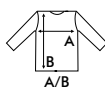
WEIGHT: 170 g/m² approx.

COLORS: 6.

SIZES: From XS to 3XL.




50



XS	S	M	L	XL	XXL	3XL
48/68	51/70	53/72	56/74	58/76	61/78	66/82



S / XXL



Regular Premium LS Lady

REF: TSRLPRMLS

Women's long sleeve T-shirt with cuffs. Tubular fit. Double needle stitching in bottom hem for extra durability. Shoulder-to-shoulder taping.

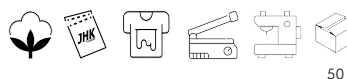
COMPOSITION: 100% Preshrunk cotton.

GM: 85% Cotton / 15% Viscose.

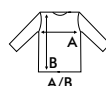
WEIGHT: 170 g/m² approx.

COLORS: 6.

SIZES: From S to XXL.



50



S	M	L	XL	XXL
42/63	44/65	46/67	48/69	50/71

Regular Polo Man

REF: PORA210

Men's short sleeve polo shirt. Piqué fabric. Buttons in the same color as the garment. Two-button placket with bottom box-stitch reinforcement. 1X1 rib on collar and cuffs. Side vents.



COMPOSITION: 100% Preshrunk combed cotton.

AS: 98% Cotton / 2% Viscose.

GM: 85% Cotton / 15% Viscose.


WEIGHT: 210 g/m².

COLORS: 56 (Wash y Contrast included).

SIZES: From XS to 5XL.



XS	S	M	L	XL	XXL	3XL
47/68	51/70	53/72	55/74	59/76	63/80	65/82

4XL	5XL	
67/84	71/86	



PAG.48
REF: POPL200



PAG.66
REF: PKID210

KIDS

CLASSIC




XS / XXL


NEW



3XL



4XL / 5XL



regular line | 2025



XS / 3XL



regular line | 2025

Wash

REF: PORA210

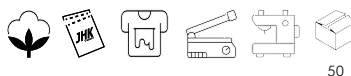
Men's short sleeve polo shirt. Piqué fabric. Buttons in the same color as the garment. Two-button placket with bottom box-stitch reinforcement. 1X1 rib on collar and cuffs. Side vents.


COMPOSITION: 100% Preshrunk combed cotton.

WEIGHT: 210 g/m².

COLORS: 5.

SIZES: From XS to 3XL.



	XS	S	M	L	XL	XXL	3XL
	47/68	51/70	53/72	55/74	59/76	63/80	65/82

- ❶ Each WASH polo is “unique”. Polo of the same color can have different shades as they are tinted with natural pigments and that is what makes them unique. For this reason, we recommend washing the garment separately, since each wash may lose color and acquire that aged tone.





XS / 3XL



regular line | 2025


CONTRAST

Contrast

REF: PORA210

Men's short sleeve polo shirt. Piqué fabric. Buttons in the same color as the garment. Two-button placket with bottom box-stitch reinforcement. 1X1 rib on collar and cuffs. Side vents.

COMPOSITION: 100% Preshrunk combed cotton.

GM: 85% Cotton / 15% Viscose.

WEIGHT: 210 g/m².

COLORS: 11.

SIZES: From XS to 3XL.



50



XS	S	M	L	XL	XXL	3XL
47/68	51/70	53/72	55/74	59/76	63/80	65/82



PAG.48
REF: POPL200



PAG.66
REF: PKID210

KIDS

Polo Premium

REF: PORA240

Men’s short sleeve polo shirt. Pique fabric. Buttons in the same color as the garment. Two-button placket with bottom box - stitch reinforcement. Includes two spare buttons. 1X1 rib on collar and cuffs. Side vents.

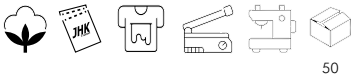
COMPOSITION: 100% Preshrunk combed cotton.

GM: 85% Cotton / 15% Viscose.

WEIGHT: 240 g/m² approx.

COLORS: 10.

SIZES: From XS to 3XL.



50




XS	S	M	L	XL	XXL	3XL
47/68	51/70	53/72	55/74	59/76	63/80	65/82





XS / 3XL



regular line | 2025



Regular Polo Lady

REF: POPL200

Woman's fitted short sleeve polo shirt. Piqué fabric. Buttons in the same color as the garment. Three-button placket with bottom box-stitch reinforcement. 1X1 rib on collar and cuffs. Side vents.

COMPOSITION: 100% Preshrunk combed cotton.

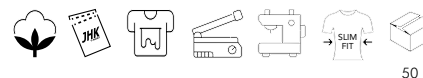
AS: 98% Cotton / 2% Viscose.

GM: 85% Cotton / 15% Viscose.


WEIGHT: 200 g/m².

COLORS: 38 (Contrast included).

SIZES: From S to 3XL.



S	M	L	XL	XXL	3XL
42/61	44/63	46/65	48/67	50/69	54/73



PAG.42
REF: PORA210

PAG.66
REF: PKID210
KIDS

PAG.74
REF: CURVPOLO

CLASSIC




S / XXL

NEW



3XL



regular line | 2025

Contrast Lady

REF: POPL200

Woman’s fitted short sleeve polo shirt. Piqué fabric. Buttons in the same color as the garment. Three-button placket with bottom box-stitch reinforcement. 1X1 rib on collar and cuffs. Side vents.

COMPOSITION: 100% Preshrunk combed cotton.

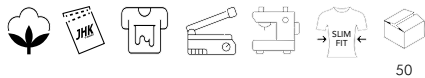
AS: 98% Cotton / 2% Viscose.

GM: 85% Cotton / 15% Viscose.

WEIGHT: 200 g/m².

COLORS: 4.

SIZES: From S to XXL.



	S	M	L	XL	XXL
	42/61	44/63	46/65	48/67	50/69



 **PAG.42**
REF: PORA210

 **PAG.66**
REF: PKID210
KIDS



S / XXL



GM/WH



BK/WH




RD/WH



NY/WH



XS / 3XL



regular line | 2025

Regular Polo LS Lady

REF: POPL200LS

Woman's fitted long sleeve polo shirt. Piqué fabric. Buttons in the same color as the garment. Three-button placket with bottom box-stitch reinforcement. Side vents.

COMPOSITION: 100% Preshrunk combed cotton.


GM: 85% Cotton / 15% Viscose.

WEIGHT: 200 g/m².

COLORS: 10.

SIZES: From XS to 3XL.



	XS	S	M	L	XL	XXL	3XL
	40/59	42/61	44/63	46/65	48/67	50/69	54/73



PAG.68
REF: PKID210LS






PAG.68
REF: PKID210LS




XS




S / XXL



3XL



4XL / 5XL



regular line | 2025

Regular Polo LS Man

REF: PORA210LS

Men's long sleeve polo shirt. Piqué fabric. Buttons in the same color as the garment. Two-button placket with bottom box-stitch reinforcement. Side vents.

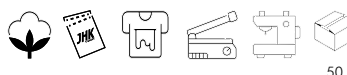
COMPOSITION: 100% Preshrunk combed cotton.

GM: 85% Cotton / 15% Viscose.

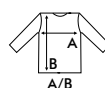
WEIGHT: 210 g/m².

COLORS: 16.

SIZES: From XS to 5XL.



50



XS	S	M	L	XL	XXL
47/68	51/70	53/72	55/74	59/76	63/80

3XL	4XL	5XL	
65/82	67/84	71/86	25

Body Baby

REF: TSRBBODY

Baby´s short sleeve body.
Snap fasteners in shoulder and bottom hem.
1X1 rib on collar.

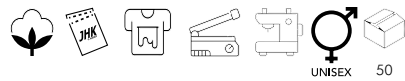
COMPOSITION: 100% Cotton.


GM: 85% Cotton / 15% Viscose.

WEIGHT: 170 g/m².

COLORS: 11.

SIZES: From 3M to 18M.




	3M	6M	9M	12M	18M
	20/38	22/40	24/42	26/44	28/46





3M / 18M




regular line | 2025





3M / 18M



Body LS Baby

REF: TSRBBODYLS

Baby's long sleeve body. Snap fasteners in shoulder and bottom hem.
1X1 rib on collar.

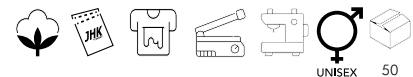
COMPOSITION: 100% Cotton.

GM: 85% Cotton / 15% Viscose.

WEIGHT: 170 g/m².

COLORS: 5.

SIZES: From 3M to 18M.



3M	6M	9M	12M	18M
20/38	22/40	24/42	26/44	28/46



3M / 18M



Playsuit Baby

REF: TSRBSUIT

Baby playsuit. Snap fasteners in shoulder and bottom hem. 1X1 rib on collar.

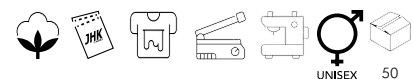
COMPOSITION: 100% Cotton.

GM: 85% Cotton / 15% Viscose.

WEIGHT: 170 g/m².

COLORS: 5.


SIZES: From 3M to 18M.



3M	6M	9M	12M	18M
23/41	24/44	25/46	26/48	28/50



3M / 18M



regular line | 2025

Single Jersey Body Baby

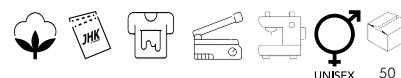
REF: TSRBODY150

Baby's short sleeve body.

Snap fasteners in shoulder and bottom hem.

Single jersey.**COMPOSITION:** 100% Cotton.

GM: 85% Cotton / 15% Viscose.

WEIGHT: 145 g/m².**COLORS:** 11.**SIZES:** From 3M to 18M.

	3M	6M	9M	12M	18M
	20/38	22/40	24/42	26/44	28/46

T-Shirt Baby

REF: TSRB150

Baby´s short sleeve T-shirt. Side-seamed.
Shoulder-to-shoulder taping. 1X1 rib on collar.
2 shoulder buttons in size 0.

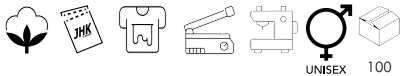
COMPOSITION: 100% Preshrunk cotton.

GM: 85% Cotton / 15% Viscose.

WEIGHT: 155 g/m².

COLORS: 17.

SIZES: From 0 to 2.



	0	1	2
	23/34	25/35	30/37





0 / 2



regular line | 2025



Size 0



Size 1

T-Shirt Kid

REF: TSRK150

Kid's short sleeve T-shirt. Side-seamed. Double needle stitching in sleeves and bottom hem for extra durability. Shoulder-to-shoulder taping. 1X1 rib on collar.

COMPOSITION: 100% Preshrunk cotton.

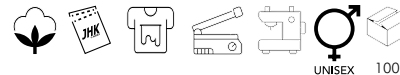
AS: 98% Cotton / 2% Viscose.

GM: 85% Cotton / 15% Viscose.

WEIGHT: 155 g/m² approx.

COLORS: 37.

SIZES: From 3/4 to 12/14.



3/4	5/6	7/8	9/11	12/14
32/44	35/49	38/52	41/58	43/61



♂ **PAG.28**
REF: TSRA150

♀ **PAG.30**
REF: TSRLCMF



3/4 - 12/14



regular line | 2025



3/4 - 12/14



PFD Prepared for dyeing.

PAG.38
REF: TSRA190

Premium T-Shirt Kid

REF: TSRK190

Kid’s short sleeve T-shirt. Side-seamed. Double needle stitching in sleeves and bottom hem for extra durability. Shoulder-to-shoulder taping. 1X rib on collar.

COMPOSITION: 100% Preshrunk cotton.

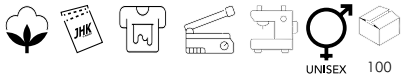
AS: 98% Cotton / 2% Viscose.

GM: 85% Cotton / 15% Viscose.

WEIGHT: 180-185 g/m² approx.

COLORS: 14.

SIZES: From 3/4 to 12/14.



	3/4	5/6	7/8	9/11	12/14
	32/44	35/49	38/52	41/58	43/61
PFD	33/45	36/51	39/54	42/60	45/64





1/2



3/4 - 12/14



regular line | 2025



T-Shirt LS Kid

REF: TSRK150LS

Kid's long sleeve T-shirt. Side-seamed. Double needle stitching in sleeves and bottom hem for extra durability. Shoulder-to-shoulder taping. 1X1 rib on collar.

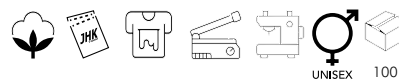
COMPOSITION: 100% Preshrunk cotton.

GM: 85% Cotton / 15% Viscose.

WEIGHT: 155-160 g/m² approx.

COLORS: 12.

SIZES: From 1/2 to 12/14.



1/2	3/4	5/6	7/8	9/11	12/14
29/39	32/44	35/49	38/52	41/58	43/61

♂ **PAG.40**
REF: TSRA150LS

♀ **PAG.40**
REF: TSRLCMFLS



3/4 - 12/14



Strap Kid

REF: TSRKSTRAP

PAG.177
REF: TSUASTRPM

Kid's tank top. Double needle stitching in collar, sleeves and bottom hem for extra durability. Self-fabric collar.

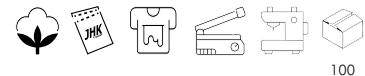
COMPOSITION: 100% Preshrunk cotton.

GM: 85% Cotton / 15% Viscose.

WEIGHT: 155 g/m² approx.

COLORS: 6.


SIZES: From 3/4 to 12/14.



3/4	5/6	7/8	9/11	12/14
32/44	35/49	38/52	41/58	43/61



3/4 - 12/14



Tuvalu Kid

REF: TSLKTVL

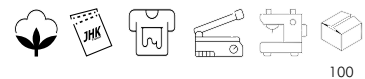
Kid's tank top. 1x1 rib on collar. 2X1 rib back pleat.

COMPOSITION: 100% Cotton.

WEIGHT: 170 g/m² approx.

COLORS: 13.

SIZES: From 3/4 to 12/14.



3/4	5/6	7/8	9/11	12/14
26/42	28/44	30/47	32/50	34/56



3/4 - 12/14



regular line | 2025

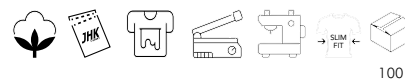
Tonga Kid

REF: TSLKTNG

Kid's fitted short sleeve T-shirt.
1X1 rib on collar. Single jersey.

COMPOSITION: 100% Cotton.

GM: 85% Cotton / 15% Viscose.

WEIGHT: 155 g/m² approx.**COLORS:** 13.**SIZES:** From 3/4 to 12/14.

3/4	5/6	7/8	9/11	12/14
30/42	32/45	34/48	36/51	38/54

Polo Kid

REF: PKID210

Kid's short sleeve polo shirt. Piqué fabric. Buttons colour same colour. Two-button placket with bottom box-stitch reinforcement. 1X1 rib on collar and cuffs. Side vents.

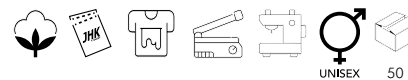
COMPOSITION: 100% Preshrunk combed cotton.


GM: 85% Cotton / 15% Viscose.

WEIGHT: 210 g/m² approx.

COLORS: 23 (Contrast included).

SIZES: From 1/2 to 12/14.



	1/2	3/4	5/6	7/8	9/11	12/14
	30/39	33/42	37/46	39/51	42/57	44/64




 **PAG.42**
REF: PORA210

 **PAG.48**
REF: POPL200



1/2



3/4 - 12/14



1/2 - 12/14





1/2 - 12/14



Polo School Wear Kid

REF: PKID210SCH

Kid's short sleeve polo shirt. Piqué fabric.
Two-button placket with bottom box-stitch reinforcement.
1X1 rib on collar and cuffs. Side vents.

COMPOSITION: 65% Polyester / 35% Cotton.

WEIGHT: 210 g/m² approx.

COLORS: 6.

SIZES: From 1/2 to 12/14.



1/2	3/4	5/6	7/8	9/11	12/14
30/39	33/42	37/46	39/51	42/57	44/64



50



1/2 - 12/14



Polo LS Kid

REF: PKID210LS

Kid's long sleeve polo shirt. Piqué fabric.
Two-button placket with bottom box-stitch reinforcement.
1X1 rib on collar. Side vents.

COMPOSITION: 100% Preshrunk combed cotton.

WEIGHT: 210 g/m² approx.

COLORS: 9.

SIZES: From 1/2 to 12/14.



1/2	3/4	5/6	7/8	9/11	12/14
30/39	33/42	37/46	39/51	42/57	44/64



50



PAG.53
REF: PORA210LS



PAG.52
REF: POPL200LS



SCHOOL



regular line | 2025



SCHOOL



1/2 - 12/14



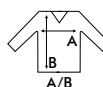
Boston Kid

REF: WKBOSTONK

V-neck sweater. Fitted cut.
Ribbed collar, cuffs and hem. Soft touch.

COMPOSITION: 80% Viscose / 20% Nylon.**WEIGHT:** 300 g/m² approx.**COLORS:** 4.**SIZES:** From 1/2 to 12/14.PAG.112
REF: WKBOSTONPAG.113
REF: WKBOSTONL

1 25



1/2	3/4	5/6	7/8	9/11	12/14
30/38	33/43	36/47	38/50	40/55	46/65



3/4 - 12/14

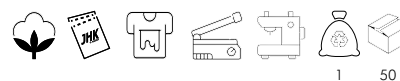


Tokyo Kid

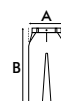
REF: WKTOKYOK



Kid's Tailoring trousers. Waistband closure with a button,
Five belt loops and zipper matching ground colour. Two
seamed pockets at front and one back. Two front pockets
and one back pocket. Two vertical pleats below the waist at
the back. Inner button at waist for size adjustment.
Elasticated waistband without button in size 3/4.

COMPOSITION: 98% Cotton / 2% Elastane.**WEIGHT:** 280 g/m².**COLORS:** 3.**SIZES:** From 3/4 to 12/14.PAG.106
REF: WKTOKYOPAG.106
REF: WKTOKYOL

1 50



3/4	5/6	7/8	9/11	12/14
25/58	27/66	29/77	34/89	36/94





PAG.80
REF: WKPARIS



ONE SIZE



regular line | 2025



Paris Kid

REF: WKPARISK

Apron unisex for kids. Adjustable neck strap with sliding plastic buckle. Two waist straps. Large front double pocket.

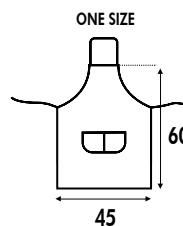
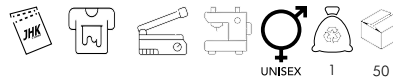
COMPOSITION: 65% Polyester / 35% Cotton.

DNV: 100% Cotton / 220 g/m².

WEIGHT: 180 g/m².

COLORS: 6.

SIZES: One size.



Especially for children's activities or workshops.



SCHOOL



S / XXL

WLT



Regular Comfort Lady

REF: TSRLCMFWLT

Women's fitted short sleeve T-shirt, prepared for dyeing. Polyester yarn.

COMPOSITION: 100% Cotton.

WEIGHT: 145 g/m².

COLORS: 1.

SIZES: From S to XXL.



100



S	M	L	XL	XXL
42/64	44/66	46/68	48/70	52/72


$$\frac{3}{4} - \frac{12}{14}$$

WLT



T-Shirt Kid

REF: TSRK150WLT

T-Shirt 3 cm longer, prepared for dyeing.
Polyester yarn. Double needle on collar.

COMPOSITION: 100% Cotton.

WEIGHT: 155 g/m².

COLORS: 1.

SIZES: From 3/4 to 12/14.



100



3/4	5/6	7/8	9/11	12/14
32/47	35/52	38/55	41/61	43/64





XS / 5XL



regular line | 2025

Regular Man T-Shirt

REF: TSRA150WLT

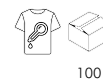
T-Shirt 4 cm longer, prepared for dyeing.
Polyester yarn. Double needle on collar.

COMPOSITION: 100% Cotton.

WEIGHT: 155 g/m².

COLORS: 1.

SIZES: From XS to 5XL.



100




XS	S	M	L	XL	XXL	3XL	4XL	5XL
48/72	51/74	53/76	56/78	58/80	61/82	66/86	68/88	72/92





S / XL



Curves Polo

REF: CURVSPOLO

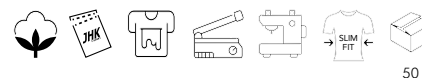
Woman's fitted short sleeve polo shirt. Piqué fabric. Buttons in the same color as the garment. Three-button placket with bottom box-stitch reinforcement. 1X1 rib on collar and cuffs. Side vents.

COMPOSITION: 100% Preshrunk combed cotton.

WEIGHT: 200 g/m².

COLORS: 7.

SIZES: From S to XL.



S	M	L	XL
56/73	58/73	60/75	62/75



S / XL



Curves Slub

REF: CURVSSLUB

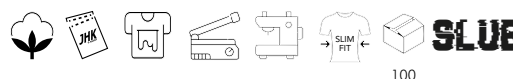
Woman's short sleeve T-shirt. Slub fabric. 1X1 ribbed V-neck collar. Bell shaped. Unfinished sleeve and bottom.

COMPOSITION: 100% Slub cotton.


WEIGHT: 120 g/m².

COLORS: 2.

SIZES: From S to XL.



S	M	L	XL
47/68	52/69	56/72	60/74



S / XL



regular line | 2025

Curves Lady T-Shirt

REF: CURVS150

Women´s fitted short sleeve T-shirt.
Side-seamed. Double needle stitching in sleeves and bottom hem for extra durability.

COMPOSITION: 100% Cotton.

GM: 85% Cotton / 15% Viscose.

WEIGHT: 145 g/m² approx.

COLORS: 9.

SIZES: From S to XL.



	S	M	L	XL
	53/70	56/73	59/74	62/76



S / XL



Curves T-Shirt V-Neck

REF: CURVSPICO

Women´s fitted short sleeve T-shirt. Double needle stitching in sleeves and bottom hem for extra durability.
Single jersey. V-neck.

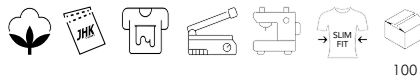
COMPOSITION: 100% Cotton.

GM: 85% Cotton / 15% Viscose.

WEIGHT: 145 g/m² approx.

COLORS: 9.

SIZES: From S to XL.



	S	M	L	XL
	53/70	56/73	59/74	62/76



S / 3XL

WHSB

*Also in fluorescent colours. **TSRLCMF** (pag.30)



Lady Subli Comfort

REF: SBTSLCMF

Women's short sleeve t-shirt.
Double needle stitching in sleeves and bottom hem for extra durability.

COMPOSITION: 100% Polyester.**WEIGHT:** 150 g/m².**COLORS:** 1.**SIZES:** From S to 3XL.

100



S	M	L	XL	XXL	3XL
42/60	44/62	46/64	48/66	50/68	52/70



3/4 - 12/14

WHSB



Kid Subli Unisex T-Shirt

REF: SBTSKID

Kid's short sleeve t-shirt.
Double needle stitching in sleeves and bottom hem for extra durability.

COMPOSITION: 100% Polyester.**WEIGHT:** 150 g/m².**COLORS:** 1.**SIZES:** From 3/4 to 12/14.

UNISEX 100



3/4	5/6	7/8	9/11	12/14
32/44	35/49	38/52	41/58	43/61



XS / 3XL



*Also in fluorescent colours. **TSRA150**
(pag.28)

regular line | 2025

Man Subli T-Shirt

REF: SBTSMAN

Men's short sleeve t-shirt.
Double needle stitching in sleeves and bottom hem for extra durability.

COMPOSITION: 100% Polyester.

WEIGHT: 150 g/m².

COLORS: 1.

SIZES: From XS to 3XL.



100



XS	S	M	L	XL	XXL	3XL
46/66	48/68	51/70	53/72	56/74	58/76	61/78





WORKWEAR Line



Paris

REF: WKPARIS

Apron unisex for adult.
Adjustable neck strap with sliding plastic buckle.
Two waist straps.
Large front double pocket.

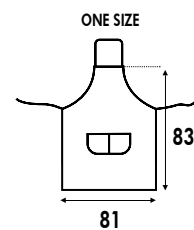
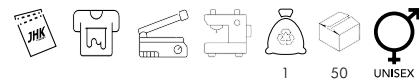
COMPOSITION: 65% Polyester / 35% Cotton.

DNV: 100% Cotton / 220 g/m².

WEIGHT: 180 g/m².


COLORS: 10.

SIZES: One size.





ONE SIZE





ONE SIZE



Venice

REF: WKVENICE

Adult mini apron unisex.

Two back straps to tie.

3 wide pockets and 2 narrow ones.

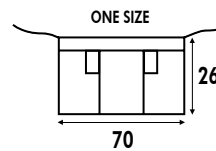
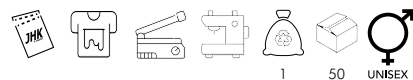
COMPOSITION: 65% Polyester / 35% Cotton.

DNV: 100% Cotton / 220 g/m².

WEIGHT: 180 g/m² approx.

COLORS: 3.

SIZES: One size.





ONE SIZE



workwear line | 2025

Vienna

REF: WKVIENNA

Adult half apron unisex. Two back straps to tie.
Kangaroo pocket and 1 pocket with double opening.

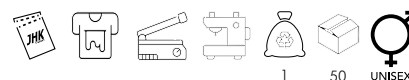
COMPOSITION: 65% Polyester / 35% Cotton.

DNV: 100% Cotton / 220 g/m².

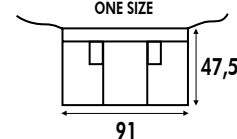
WEIGHT: 180 g/m².

COLORS: 7.

SIZES: One size.



ONE SIZE





XS / 3XL

WH

AZ

EM



Oporto

REF: WKOPORTO

Unisex scrub top. V-neck. Single stitch at sleeve and bottom hems. One chest pocket, left side. Two pockets at bottom. Half moon at back neck. Side slit.

COMPOSITION: 65% Polyester / 35% Cotton.

WEIGHT: 170 g/m².

COLORS: 3.

SIZES: From XS to 3XL.



UNISEX



XS	S	M	L	XL	XXL	3XL
57/72	60/73	63/74	66/75	69/76	72/77	75/78



XS / 3XL

WH

AZ

EM



Lisbon

REF: WKLISBON

Unisex scrub bottom trousers. Elastic waistband with front button and fly zipper closure. Back pocket right side once worn.

COMPOSITION: 65% Polyester / 35% Cotton.

WEIGHT: 170 g/m².

COLORS: 3.

SIZES: From XS to 3XL.



UNISEX



XS	S	M	L	XL	XXL	3XL
46/100	48/102	50/104	52/106	54/108	56/110	58/112



S / 3XL

WH

AZ

EM

Rome

REF: WKROME

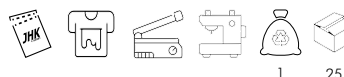
Man labcoat. V-neck closure. Chest pocket at left side once worn and 2 front pockets at bottom. 5 front buttons, matching colour. Back belt in self fabric.

COMPOSITION: 65% Polyester / 35% Cotton.

WEIGHT: 190 g/m².

COLORS: 3.


SIZES: From S to 3XL.



1 25



S	M	L	XL	XXL	3XL
52/98	57/100	62/102	67/104	72/106	77/108



XS / XXL

WH

AZ

EM

Rome Lady

REF: WKROMEL

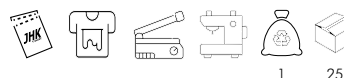
Lady labcoat. V-neck closure. Chest pocket at left side once worn and 2 front pockets at bottom. 5 front buttons, matching colour. Back belt in self fabric.

COMPOSITION: 65% Polyester / 35% Cotton.

WEIGHT: 190 g/m².

COLORS: 3.

SIZES: From XS to XXL.




1 25



XS	S	M	L	XL	XXL
47/86	50/88	54/90	58/92	62/94	66/96



S / 3XL



4XL / 5XL



Polo Worker 210

REF: PORA210WK

Men's short sleeve polo shirt. Piqué fabric. Placket with bottom box-stitch reinforcement. Buttons colour same colour polo shirt. 1X1 rib on collar and cuffs. Side vents. Two-button placket.

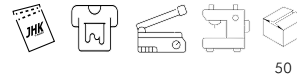
COMPOSITION: 65% Polyester / 35% Cotton.

GM: 85% Cotton / 15% Viscose.

WEIGHT: 210 g/m² approx.

COLORS: 10.

SIZES: From S to 5XL.




	S	M	L	XL	XXL	3XL
	52/70	54/72	56/74	60/76	64/82	66/88
	4XL	5XL				
	72/92	76/96	25			





S / 3XL



Polo Worker Lady

REF: POPL200WK

Lady's short sleeve polo shirt. Piqué fabric. Placket with bottom box-stitch reinforcement. Buttons colour same colour polo shirt. 1X1 rib on collar and cuffs. Side vents. Three-button placket.

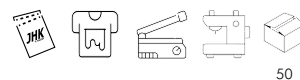
COMPOSITION: 65% Polyester / 35% Cotton.

GM: 85% Cotton / 15% Viscose.

WEIGHT: 200 g/m² approx.

COLORS: 10.

SIZES: From S to 3XL.



50



S	M	L	XL	XXL	3XL
42/61	44/63	46/65	48/67	50/69	54/73



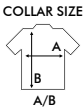
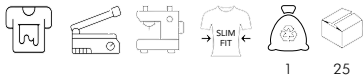
S / 4XL



Oslo / Oslo SS
REF: SHAOSLO / SHAOSLOSS

Man shirt. Long and short sleeve shirt.
Body fitted. Buttons colour same colour shirt.
Placket in sleeves. One button placket and
one pleat in the sleeve. Two buttons cuffs.

COMPOSITION:
65% Polyester / 35% Cotton.
COLORS: 2.
SIZES: From S to 4XL.



38	39	42	43	46	48	50
S	M	L	XL	XXL	3XL	4XL
53/79	56/80	58/81	63/82	68/83	73/84	78/85



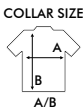
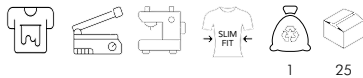
S / 4XL



Oslo Lady / Oslo Lady SS
REF: SHLOSLO / SHLOSLOSS

Lady shirt. Long and short sleeve shirt.
Body fitted. Buttons colour same colour shirt.
Placket in sleeves. One button placket and
one pleat in the sleeve. Two buttons cuffs.

COMPOSITION:
65% Polyester / 35% Cotton.
COLORS: 2.
SIZES: From S to 4XL.



34	36	37	38	39	41	42
S	M	L	XL	XXL	3XL	4XL
46/63	49/65	52/67	54/68	58/69	62/70	66/71



Oslo

Water repellent shirt

workwear line | 2025

❗ Do not use softener as it will remove the treatment.



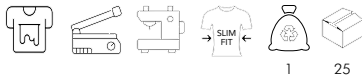
S / 4XL



Pekin / Pekin SS

REF: SHAPEKIN / SHAPEKINSS

Man shirt. Long and short sleeve.
Body fitted. Buttons colour same colour shirt.
Placket in sleeves. One button placket and one pleat in the sleeve. Two buttons cuffs. Poplin.

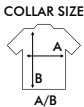


COMPOSITION:

65% Polyester / 35% Cotton.

COLORS: 2.

SIZES: From S to 4XL.



38	39	42	43	46	48	50
S	M	L	XL	XXL	3XL	4XL
53/79	56/80	58/81	63/82	68/83	73/84	78/85



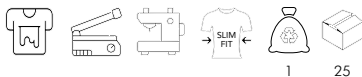
S / 4XL



Pekin Lady / Pekin Lady SS

REF: SHLPEKIN / SHLPEKINSS

Lady shirt. Long and short sleeve. Body fitted. Buttons colour same colour shirt. Placket in sleeves.
One button placket and one pleat in the sleeve.
Two buttons cuffs. Poplin.

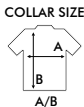


COMPOSITION:

65% Polyester / 35% Cotton.

COLORS: 2.

SIZES: From S to 4XL.



34	36	37	38	39	41	42
S	M	L	XL	XXL	3XL	4XL
46/63	49/65	52/67	54/68	58/69	62/70	66/71



Wrinkle free + antibacterial shirt

workwear line | 2025

Pekin



❗ Do not use softener as it will remove the treatment.



SHAOXF / SHAOXFSS
S / 4XL



HEATHER (SHAOXF)
S / 4XL

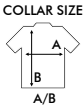
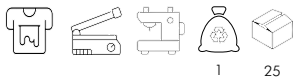


Oxford / Oxford SS

REF: SHAOXF / SHAOXFSS

Lady and man Oxford shirt. Long and short sleeve.
Pocket on the left side and buttons on the neck.
Buttons colour same colour shirt.
Oxford.

COMPOSITION:
60% Cotton / 40% Polyester.
DG/GR/DB: 70% Cotton /30% Polyester.
BU: 68% Rayón /32% Polyester.
COLORS: 8 / 4.
SIZES: From S to 4XL.



38	39	42	43	46	48	50
S	M	L	XL	XXL	3XL	4XL
53/79	56/80	58/81	63/82	68/83	73/84	78/85



SHLOXF / SHLOXFSS
XS / 3XL



HEATHER (SHLOXF)
XS / 3XL

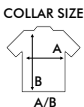
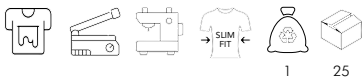


Oxford Lady / Oxford Lady SS

REF: SHLOXF / SHLOXFSS

Lady shirt. Long and short sleeve. Body fitted.
Buttons colour same colour shirt. Oxford.

COMPOSITION:
60% Cotton / 40% Polyester.
DG/GR/DB: 70% Cotton /30% Polyester.
BU: 68% Rayón /32% Polyester.
COLORS: 8 / 4.
SIZES: From XS to 3XL.



34	36	37	38	39	41	42
XS	S	M	L	XL	XXL	3XL
46/63	49/65	52/67	54/68	58/69	62/70	66/71



Oxford

Casual & Business shirt



S / 4XL (SHAPOP)



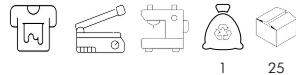
S / 4XL (SHAPOPSS)



Popelin / Popelin SS

REF: SHAPOP / SHAPOPSS

Man poplin shirt. Long and short sleeve.
Pocket on the left side and buttons on the neck.
Buttons colour same colour shirt.

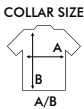


COMPOSITION:

65% Polyester / 35% Cotton.

COLORS: 7 / 6.

SIZES: From S to 4XL.



38	39	42	43	46	48	50
S	M	L	XL	XXL	3XL	4XL
53/79	56/80	58/81	63/82	68/83	73/84	78/85



XS / 3XL (SHLPOP)



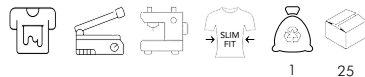
XS / 3XL (SHLPOPSS)



Popelin Lady / Popelin Lady SS

REF: SHLPOP / SHLPOPSS

Lady shirt. Long and short sleeve.
Buttons colour same colour shirt.
Body fitted.

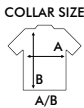


COMPOSITION:


65% Polyester / 35% Cotton.

COLORS: 7 / 6.

SIZES: From XS to 3XL.



34	36	37	38	39	41	42
XS	S	M	L	XL	XXL	3XL
46/63	49/65	52/67	58/68	58/69	62/70	66/71



Popelin

Casual & Business shirt



XS / 3XL

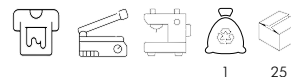
SK



Milan

REF: SHAMILAN

Casual shirt Fil a Fil. Long sleeve. Fil a Fil shirt (a type of fabric by the alternation of two colours of yarn). Semi cutaway collar. No chest pocket.

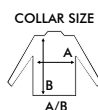


COMPOSITION:

65% Polyester / 35% Cotton Yarn Dyed.

COLORS: 1.

SIZES: From XS to 3XL.




COLLAR SIZE	37	38	39	42	43	46	48
	XS	S	M	L	XL	XXL	3XL
	51/79	53/79	56/80	58/81	63/82	68/83	73/84



XS / 3XL

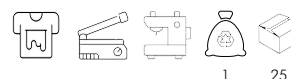
SK



Berlin

REF: SHABERLIN

Stripe casual shirt. Long sleeve. Men's blue stripe shirt. Semi cutaway collar. No chest pocket. Easy iron.

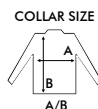


COMPOSITION:

65% Polyester / 35% Cotton Yarn Dyed.

COLORS: 1.

SIZES: From XS to 3XL.



COLLAR SIZE	37	38	39	42	43	46	48
	XS	S	M	L	XL	XXL	3XL
	51/79	53/79	56/80	58/81	63/82	68/83	73/84



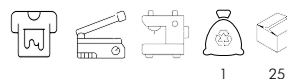
XS / 3XL

SK

London

REF: SHALONDON

Check casual shirt. Long sleeve.
Men's check shirt. Semi cutaway collar.
No chest pocket. Easy iron.



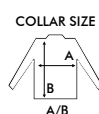
1 25

COMPOSITION:


65% Polyester / 35% Cotton Yarn Dyed.

COLORS: 1.

SIZES: From XS to 3XL.



COLLAR SIZE	37	38	39	42	43	46	48
	XS	S	M	L	XL	XXL	3XL
	51/79	53/79	56/80	58/81	63/82	68/83	73/84



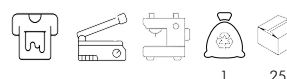
XS / 3XL

DN

Monaco

REF: SHAMONACO

Denim casual shirt. Long sleeve.
Men's denim shirt. Semi cutaway collar.
No chest pocket. Easy iron.



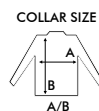
1 25

COMPOSITION:

65% Polyester / 35% Cotton Yarn Dyed.

COLORS: 1.

SIZES: From XS to 3XL.



COLLAR SIZE	37	38	39	42	43	46	48
	XS	S	M	L	XL	XXL	3XL
	51/79	53/79	56/80	58/81	63/82	68/83	73/84



XS / 4XL

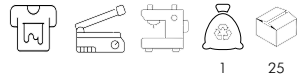
DNV



Texas

REF: SHATEXAS

Denim fabric effect casual shirt.
Long sleeve. Semi cutaway collar.
Pocket in the left side. Easy iron.

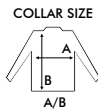


COMPOSITION:

100% Cotton denim.

COLORS: 1.

SIZES: From XS to 4XL.



37	38	39	42	43	46	48	50
XS	S	M	L	XL	XXL	3XL	4XL
51/79	53/79	56/80	58/81	63/82	68/83	73/84	78/85



XS / 3XL

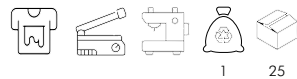
DNV



Texas Lady

REF: SHLTEXAS

Denim fabric effect casual shirt.
Long sleeve. Semi cutaway collar.
Pocket in the left side. Easy iron.

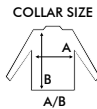


COMPOSITION:

100% Cotton denim.

COLORS: 1.

SIZES: From XS to 3XL.



34	36	37	38	39	41	42
XS	S	M	L	XL	XXL	3XL
46/63	49/65	52/67	54/68	58/69	62/70	66/71

Texas





S / 3XL



Tulum

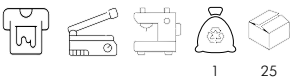
REF: SHATULUM


Long sleeve shirt. Collar without button.
One button placket and one pleat in the sleeve.
Two buttons cuffs.

COMPOSITION: 100% Slub cotton.

COLORS: 5.

SIZES: From S to 3XL.



COLLAR SIZE 	37	38	41	43	44	46
	S	M	L	XL	XXL	3XL
	57/77	59/79	63/82	65/83	70/85	75/85





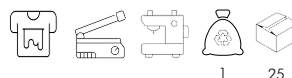
S / 3XL



Mahón

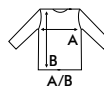
REF: SHAMAHON

Long sleeve shirt with Mao collar (crew neck).
One button placket and one pleat in the sleeve.
Two buttons cuffs.

COMPOSITION: 100% Slub cotton.**COLORS:** 5.**SIZES:** From S to 3XL.

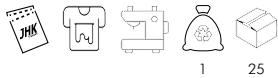
1

25



S	M	L	XL	XXL	3XL
57/77	59/79	63/82	65/83	70/85	75/85

Arizona / Arizona Lady



Cargo pants. Waistband with side elastic bands and closure with a button. Two seamed pockets at front. One patch gusset flap pocket at side seam with velcro closure, right side once worn. Two angled patch flap pockets with velcro closure, at back. Four darts at knee to give more capacity

and easy wearing. Reinforcement on the front, thighs and knees.
COMPOSITION: 98% Cotton / 2% Elastane.
WEIGHT: 280 g/m².
COLORS: 4.
SIZES: Man: From XS to 5XL.
Lady: From XS to 4XL.

REF: WKARIZONA



XS / 5XL



	USA	28	30	32	34	36	38	40	42	44
	EU	XS	S	M	L	XL	XXL	3XL	4XL	5XL
		38	40	42	44	46	48	50	52	54
	A/B	38/113	40/114	42/115	44/116	46/117	48/118	50/119	52/120	54/121

REF: WKARIZONAL



XS / 4XL



	USA	26	28	30	32	34	36	38	40
	EU	XS	S	M	L	XL	XXL	3XL	4XL
		36	38	40	42	44	46	48	50
	A/B	34/102	36/102	38/103	40/104	42/105	44/105	46/106	48/106



Arizona

Cargo pants

Dubai / Dubai Lady



Cargo pants. Elastic waistband at back and closure with hidden button. Seven belt loops and zipper matching ground colour. Two seemed pockets at front. One binding small pocket at right top leg once worn. One patch gusset pocket at left side once worn. Snap closure. One flap pocket at back, right side once worn with snap closure. One pocket at back, left side once worn.

A strap of self fabric from left back pocket bottom part, to side seam. One angled pocket at back right side once worn. Back yoke. Two decorative seams at knee and 1 at back.

COMPOSITION: 65% Polyester / 35% Cotton.
WEIGHT: 250 g/m². **COLORS:** 3.
SIZES: Man: From XS to 5XL.
Lady: From XS to 4XL.

REF: WKDUBAI



XS / 5XL



	USA	28	30	32	34	36	38	40	42	44
	EU	XS	S	M	L	XL	XXL	3XL	4XL	5XL
		38	40	42	44	46	48	50	52	54
	A/B	36/108	38/109	40/110	42/111	44/112	46/113	48/114	50/115	52/116


REF: WKDUBAIL



XS / 4XL



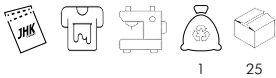
	USA	26	28	30	32	34	36	38	40
	EU	XS	S	M	L	XL	XXL	3XL	4XL
		36	38	40	42	44	46	48	50
	A/B	34/103	36/104	38/104	40/104	42/105	44/105	46/106	48/106



Dubai

Cargo pants

Tokyo / Tokyo Lady



Tailoring trousers. Waistband closure with a button, six belt loops and zipper matching ground colour. Two back binding pockets with one button closure. Two seam pockets at front.

COMPOSITION: 98% Cotton / 2% Elastane.
WEIGHT: 280 g/m².
COLORS: 3.
SIZES: Man: From XS to 5XL.
Lady: From XS to 4XL.

REF: WKTOKYO



XS / 5XL



	USA	28	30	32	34	36	38	40	42	44
	EU	XS	S	M	L	XL	XXL	3XL	4XL	5XL
		38	40	42	44	46	48	50	52	54
	A/B	38/113	40/114	42/115	44/116	46/117	48/118	50/119	52/120	54/121

REF: WKTOKYOL



XS / 4XL



	USA	26	28	30	32	34	36	38	40
	EU	XS	S	M	L	XL	XXL	3XL	4XL
		36	38	40	42	44	46	48	50
	A/B	36/104	38/105	40/105	42/106	45/107	48/107	51/108	54/108



Tokyo

Tailoring trousers

Dublin / Dublin Lady



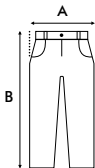
Stretch, five-pocket trousers.
Waistband closure with a button, five belt loops, zipper and rivets in brass colour. Button and rivets with logo JHK. Two pockets at front, 1 small at right side once worn and 2 at back.

COMPOSITION: 98% Cotton / 2% Elastane.
WEIGHT: 280 g/m².
COLORS: 3.
SIZES: Man: From XS to 5XL.
Lady: From XS to 4XL.

REF: WKDUBLIN



XS / 5XL

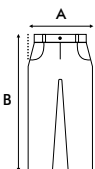


USA	28	30	32	34	36	38	40	42	44
EU	XS	S	M	L	XL	XXL	3XL	4XL	5XL
	38	40	42	44	46	48	50	52	54
A/B	38/113	40/114	42/115	44/116	46/117	48/118	50/119	52/120	54/121

REF: WKDUBLINL



XS / 4XL



USA	26	28	30	32	34	36	38	40
EU	XS	S	M	L	XL	XXL	3XL	4XL
	36	38	40	42	44	46	48	50
A/B	36/104	38/105	40/105	42/106	45/107	48/107	51/108	54/108



Dublin

Five pockets trousers



XXS / XXL



Larisa

REF: WKLARISA

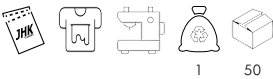
Lady short pants. Waistband with side elastic bands and closure with a button. Five belt loops and zipper matching ground colour. With bottom hem. Hand pockets. With bottom hem.

COMPOSITION: 97% Cotton / 3% Elastane.

WEIGHT: 280 g/m².

COLORS: 4.

SIZES: From XXS to XXL.



EU	XXS	XS	S	M	L	XL	XXL
	34	36	38	40	42	44	46
A/B	35/40	37/40	39/41	41/41	43/42	46/42	49/43





XS / 5XL

BK

ZC

NY

AR

Chester

REF: WKCHESTER



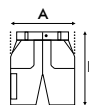
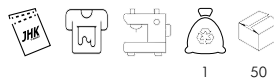
Adult bermuda trouser. Waistband with side elastic bands and closure with a button.
Five belt loops and zipper matching ground colour.
Buttons closure matching ground colour

COMPOSITION: 97% Cotton / 3% Elastane.

WEIGHT: 280 g/m².

COLORS: 4.

SIZES: From XS to 5XL.



EU	XS	S	M	L	XL
	38	40	42	44	46
A/B	38/53	40/54	42/55	44/56	46/57

EU	XXL	3XL	4XL	5XL
	48	50	52	54
A/B	48/58	50/59	52/60	54/61



S / XXL



Boston

REF: WKBOSTON

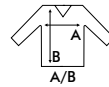
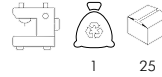
V-neck sweater. Fitted cut. Ribbed collar, cuffs and hem.
Soft touch.

COMPOSITION: 80% Viscose / 20% Nylon.

WEIGHT: 300 g/m² approx.

COLORS: 6.

SIZES: From S to XXL.



S	M	L	XL	XXL
48/65	50/67	52/69	54/71	56/73



PAG.70
REF: WKBOSTONK





S / XL



Boston Lady

REF: WKBOSTONL

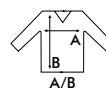
V-neck sweater. Fitted cut. Ribbed collar, cuffs and hem. Soft touch.

COMPOSITION: 80% Viscose / 20% Nylon.

WEIGHT: 300 g/m² approx.

COLORS: 6.

SIZES: From S to XL.



S	M	L	XL
44/55	46/57	48/59	50/61



PAG.70
REF: WKBOSTONK

KIDS



During 2025, the Winter line will evolve into a more sustainable product collection with 40% Recycled polyester, in line with our commitment to the environment. Until this transition is completed, we will continue to deliver garments with the current composition.



WINTER

Line

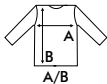
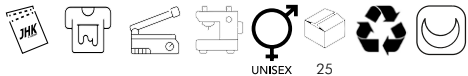


Sweatshirt Unisex

REF: SWRA290

Unisex´s sweatshirt. **Brushed plush.**
Double needle collar, cuffs and waistband for extra durability.
Collar, cuffs and bottom hem in 2X1 rib with elastane.

COMPOSITION: 60% Cotton / 40% Recycled polyester.
AS: 67% Cotton / 31% Recycled polyester / 2% Viscose.
GM: 61% Cotton / 31% Recycled polyester / 8% Viscose.
DGM: 60% Recycled polyester / 40% Cotton.
FLUOR: 70% Recycled polyester / 30% Cotton.
WEIGHT: 290 g/m² approx.
COLORS: 61.
SIZES: From XS to 5XL.



XS	S	M	L	XL	XXL	3XL	4XL	5XL
51/63	54/66	57/69	60/72	63/76	66/78	70/81	73/83	76/85





XS / XXL

NEW	LEY	CO	CR	AN	AL
	PKG	DP	LP	FD	OD
	AQM	KB	MO	AE	TE
	OC	SA	MM	FUF	LMF

WH	AS	SL	GM	DGM
CHCH	CHC	GF	BK	LY
SY	APR	OR	RD	BU
PK	PV	RP	ML	LV
VI	PU	SK	AQ	RB
PB	DNH	NY	IB	MG
AP	KG	TP	BG	FG
KH	BT	LS	BRD	

SYF	ORF	FLUOR
-----	-----	-------

3XL

GM	BK	RB	NY	KG
BG				

4XL / 5XL

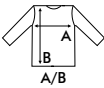
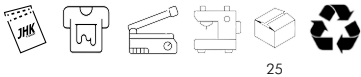
BK	NY
----	----

Kangaroo Sweatshirt


REF: SWRAKNG

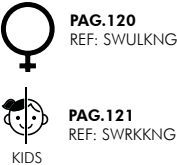
Men´s hooded sweatshirt. **Brushed plush.**
Dyed-to-match drawcord. Cuffs and bottom hem
in 2X1 rib with elastane. Pouch pocket for extra carry.

COMPOSITION: 60% Cotton / 40% Recycled polyester.
AS: 67% Cotton / 31% Recycled polyester / 2% Viscose.
GM: 61% Cotton / 31% Recycled polyester / 8% Viscose.
DGM: 60% Recycled polyester / 40% Cotton.
FLUOR: 70% Recycled polyester / 30% Cotton.
WEIGHT: 290 g/m² approx.
COLORS: 61.
SIZES: From XS to 5XL.



XS	S	M	L	XL	XXL	3XL
52/68	54/69	56/70	58/71	60/72	62/74	64/76

4XL	5XL	
67/78	69/80	 25





XS / 3XL



4XL / 5XL



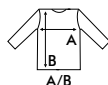


1/2 - 12/14



Sweatshirt Kid

REF: SWRK290



1/2	3/4	5/6	7/8	9/11	12/14
33/40	36/43	39/46	42/53	46/58	50/61

Kid's sweatshirt. **Brushed plush.**

Double needle collar, cuffs and waistband for extra durability. Bottom hem, cuffs and collar with 2X1 elastane rib.

COMPOSITION: 60% Cotton / 40% Recycled polyester.

AS: 67% Cotton / 31% Recycled polyester / 2% Viscose.

GM: 61% Cotton / 31% Recycled polyester / 8% Viscose.

WEIGHT: 290 g/m² approx.

COLORS: 21.

SIZES: From 1/2 to 12/14.



UNISEX 25



PAG.116
REF: SWRA290

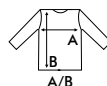


S / XXL



Kangaroo Sweatshirt Lady

REF: SWULKNG



S	M	L	XL	XXL
48/66	50/68	52/70	54/72	56/74

Woman's hooded sweatshirt. **Brushed plush.**

Dyed-to-match drawcord. Cuffs and bottom hem in 2X1 rib with elastane. Pouch pocket for extra carry.

COMPOSITION:

60% Cotton / 40% Recycled polyester.

AS: 67% Cotton / 31% Recycled polyester / 2% Viscose.

GM: 61% Cotton / 31% Recycled polyester / 8% Viscose.

WEIGHT: 290 g/m² approx.

COLORS: 19.

SIZES: From S to XXL.



25



PAG.118
REF: SWRAKNG





1-2 / 12/14



Kangaroo Sweatshirt Kid

REF: SWRKKNG

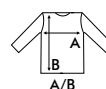
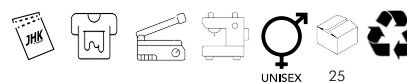
Kid's hooded sweatshirt. **Brushed plush.**
Cuffs and bottom hem in 2X1 rib with elastane.
Pouch pocket for extra carry.

COMPOSITION:

60% Cotton / 40% Recycled polyester.

AS: 67% Cotton / 31% Recycled polyester / 2% Viscose.

GM: 61% Cotton / 31% Recycled polyester / 8% Viscose.

WEIGHT: 290 g/m² approx.**COLORS:** 20.**SIZES:** From 1/2 to 12/14.

1/2	3/4	5/6	7/8	9/11	12/14
33/40	36/43	39/46	42/53	46/58	50/61



Sweatshirt Raglan Unisex

REF: SWRARGL

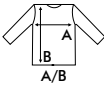
Unisex´s sweatshirt. **Brushed plush.** Round neck. Raglan sleeve. Double needle collar, cuffs and waistband for extra durability. Collar, cuffs and bottom hem in 2X1 rib with elastane.

COMPOSITION: 60% Cotton / 40% Recycled polyester.
GM: 61% Cotton / 31% Recycled polyester / 8% Viscose.

WEIGHT: 290 g/m² approx.

COLORS: 10.

SIZES: From XS to 3XL.




XS	S	M	L	XL	XXL	3XL
51/63	54/66	57/69	60/72	63/76	66/78	70/81






XS / 3XL



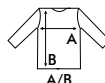


XS / XXL



Full Zip Sweatshirt

REF: SWRAFUZIP



XS	S	M	L	XL	XXL
52/67	54/69	56/72	58/74	60/76	62/78

Men's sweatshirt. **Brushed plush.**
Cuffs and bottom hem in 2X1 rib with elastane.
Kissing zipper. Hand pockets.

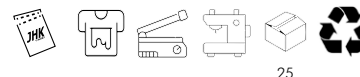
COMPOSITION: 60% Cotton / 40% Recycled polyester.

GM: 61% Cotton / 31% Recycled polyester / 8% Viscose.

WEIGHT: 290 g/m² approx.

COLORS: 11.

SIZES: From XS to XXL.



25

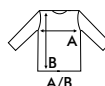


S / XXL



Half Zip Sweatshirt

REF: SWRAZIP



S	M	L	XL	XXL
54/66	57/69	60/72	63/76	66/78

Men's half zip sweatshirt. **Brushed plush.**
Cuffs and bottom hem in 2X1 rib with elastane.

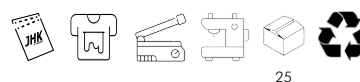
COMPOSITION: 60% Cotton / 40% Recycled polyester.

AS: 67% Cotton / 31% Recycled polyester / 2% Viscose.

WEIGHT: 290 g/m² approx.

COLORS: 8.


SIZES: From S to XXL.



25



XS / XXL



3XL



PAG.126
REF: SWRKHOOO

winter line | 2025

Hooded Sweatshirt

REF: SWUAHOOD

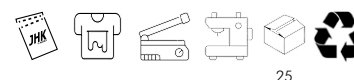
Men's hooded sweatshirt. **Brushed plush.**
Dyed-to-match drawcord. Cuffs and bottom hem in 2X1 rib with elastane. Kissing zipper.
Pouch pocket for extra carry.

COMPOSITION: 60% Cotton / 40% Recycled polyester.
GM: 61% Cotton / 31% Recycled polyester / 8% Viscose.
DGM: 60% Recycled polyester / 40% Cotton.

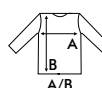
WEIGHT: 290 g/m² approx.

COLORS: 12.

SIZES: From XS to 3XL.




25



XS	S	M	L	XL	XXL	3XL
52/67	54/69	56/70	58/71	60/72	62/74	64/76

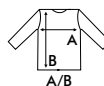


1/2 - 12/14



Kid Hooded Sweatshirt

REF: SWRKHOOD



1/2	3/4	5/6	7/8	9/11	12/14
33/40	36/43	39/46	42/53	46/58	50/61

Kid's hooded sweatshirt. **Brushed plush.**

Dyed-to-match drawcord. Cuffs and bottom hem in 2X1 rib with elastane. Kissing zipper. Pouch pocket for extra carry.

COMPOSITION: 60% Cotton / 40% Recycled polyester.

AS: 67% Cotton / 31% Recycled polyester / 2% Viscose.

WEIGHT: 290 g/m² approx.

COLORS: 12.

SIZES: From 1/2 to 12/14.



UNISEX 25

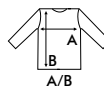

PAG.125
REF: SWUAHOOD


1/2 - 12/14



Kid Full Zip Sweatshirt

REF: SWRKFUZIP



1/2	3/4	5/6	7/8	9/11	12/14
33/40	36/43	39/46	42/53	46/58	50/61

Kid's sweatshirt. **Brushed plush.**

Cuffs and bottom hem in 2X1 rib with elastane.

Kissing zipper. Hand pockets.

COMPOSITION: 60% Cotton / 40% Recycled polyester.

AS: 67% Cotton / 31% Recycled polyester / 2% Viscose.

WEIGHT: 290 g/m² approx.

COLORS: 8.

SIZES: From 1/2 to 12/14.



UNISEX 25


PAG.124
REF: SWRAFUZIP




XS / L

BK

GM

winter line | 2025

Sweatshirt Lady Cropped

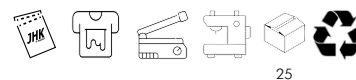
REF: SWULCROP

Cropped sweatshirt lady. **Brushed plush.**

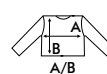
Dyed-to-match drawcord. Cuffs in 2X1 rib with elastane.

COMPOSITION: 60% Cotton / 40% Recycled polyester.

GM: 61% Cotton / 31% Recycled polyester / 8% Viscose.

WEIGHT: 290 g/m² approx.**COLORS:** 2.**SIZES:** From XS to L.

25



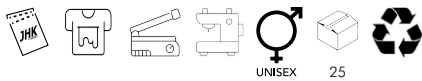
XS	S	M	L
56/45	58/46	60/48	62/50

Sweat Pants Cuff Unisex

REF: SWPANTSCFF

Unisex pants with cuffs. **Brushed plush.**
Elastic waistband with matching drawcord.
Hand pockets. Elastic cuff at the hem.

COMPOSITION: 60% Cotton / 40% Recycled polyester.
GM: 61% Cotton / 31% Recycled polyester / 8% Viscose.
WEIGHT: 290 g/m² approx.
COLORS: 9.
SIZES: From S to XXL.



	S	M	L	XL	XXL
	50/104	52/106	54/108	55/110	57/112



winter line | 2025





S / XXL





1/2 - 12/14



PAG.128
REF: SWPANTSCFF

Sweat Pants Kid

REF: SWPANTSK

Kid's joggers. **Brushed plush.**
Elastic waistband with matching drawcord.
Hand pockets. Elastic cuff at the hem.

COMPOSITION: 60% Cotton / 40% Recycled polyester..

GM: 61% Cotton / 31% Recycled polyester / 8% Viscose.

WEIGHT: 290 g/m² approx.

COLORS: 5.

SIZES: From 1/2 to 12/14.



1/2	3/4	5/6	7/8	9/11	12/14
28/40	30/52	33/60	35/68	37/75	39/85



UNISEX 25



S / XL



Sweat Short Man

REF: SWSHORTSM

Men's shorts. **Brushed plush.**
Elastic waistband with matching drawcord.
Front pockets with marked stitching. One back pocket.

COMPOSITION: 60% Cotton / 40% Recycled polyester.

GM: 61% Cotton / 31% Recycled polyester / 8% Viscose.

WEIGHT: 290 g/m² approx.

COLORS: 3.

SIZES: From S to XL.



S	M	L	XL
49/45	51/49	52/54	54/58



25



S / XXL



Sweat Pants Man

REF: SWPANTSM

Men's joggers. **Brushed plush.**
Elastic waistband with matching drawcord.
Hand pockets. Straight cut.

COMPOSITION: 60% Cotton / 40% Recycled polyester.

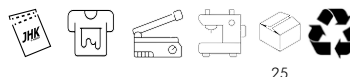
GM: 61% Cotton / 31% Recycled polyester / 8% Viscose.

WEIGHT: 290 g/m² approx.

COLORS: 3.

SIZES: From S to XXL.

	S	M	L	XL	XXL
	52/106	54/108	55/110	57/112	58/114



25



S / XXL



Sweat Pants Lady

REF: SWPANTSL

Woman's joggers. **Brushed plush.**
Elastic waistband with matching drawcord.
Straight cut.

COMPOSITION: 60% Cotton / 40% Recycled polyester.

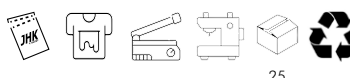
GM: 61% Cotton / 31% Recycled polyester / 8% Viscose.

WEIGHT: 290 g/m² approx.

COLORS: 3.

SIZES: From S to XXL.

	S	M	L	XL	XXL
	40/99	42/101	44/103	46/105	48/107



25




80%
COTTON

20%
POLYESTER

PERFECT RESULT FOR TRANSFER AND DIGITAL PRINTING.
AVOIDS IRON MARKS ON THE GARMENT.



XS / 3XL



Sweatshirt CVC

REF: SWCR275

Men's sweatshirt. **Brushed plush.** Double needle stitching in collar, sleeves and bottom hem for extra durability. Bottom hem, cuffs and collar with 2X1 elastane rib.

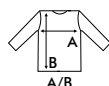
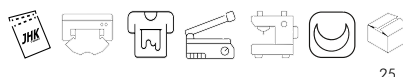
COMPOSITION: 80% Cotton / 20% Polyester.

GM: 73% Cotton / 20% Polyester / 7% Viscose.

WEIGHT: 275 g/m² approx.

COLORS: 6.

SIZES: From XS to 3XL.




XS	S	M	L	XL	XXL	3XL
51/63	54/66	57/69	60/72	63/76	66/78	70/81



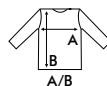


S / XXL



Sweatshirt CVC Lady

REF: SWRL275



S	M	L	XL	XXL
48/65	50/67	52/69	54/71	56/73

Woman's sweatshirt. **Brushed plush.** Double needle stitching in collar, sleeves and bottom hem for extra durability. Bottom hem, cuffs and collar with 2X1 elastane rib.

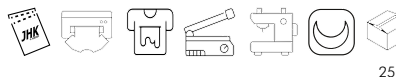
COMPOSITION: 80% Cotton / 20% Polyester.

GM: 73% Cotton / 20% Polyester / 7% Viscose.

WEIGHT: 275 g/m² approx.

COLORS: 7.


SIZES: From S to XXL.



25

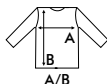


1/2 - 12/14



Sweatshirt CVC Kid

REF: SWRK275



1/2	3/4	5/6	7/8	9/11	12/14
33/40	36/43	39/46	42/53	46/58	50/61

Kid's sweatshirt. **Brushed plush.**

Double needle collar, cuffs and waistband for extra durability.

Bottom hem, cuffs and collar with 2X1 elastane rib.

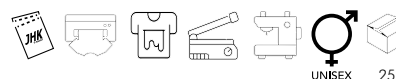
COMPOSITION: 80% Cotton / 20% Polyester.

GM: 73% Cotton / 20% Polyester / 7% Viscose.

WEIGHT: 275 g/m² approx.

COLORS: 6.

SIZES: From 1/2 to 12/14.



UNISEX

25



XS / 3XL



Kangaroo CVC Sweatshirt

REF: SWKNG275

Men's hooded sweatshirt. **Brushed plush.**
Dyed-to-match drawcord. Cuffs and bottom hem in 2X1 rib with elastane. Pouch pocket for extra carry.

COMPOSITION: 80% Cotton / 20% Polyester.

GM: 73% Cotton / 20% Polyester / 7% Viscose.

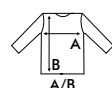
WEIGHT: 275 g/m² approx.

COLORS: 6.

SIZES: From XS to 3XL.



25



XS	S	M	L	XL	XXL	3XL
52/68	54/69	56/70	58/71	60/72	62/74	64/76





S / XXL



Kangaroo CVC Sweatshirt Lady

REF: SWULKNG275

Woman's hooded sweatshirt. **Brushed plush.** Dyed-to-match drawcord. Cuffs and bottom hem in 2X1 rib with elastane. Pouch pocket for extra carry.

COMPOSITION: 80% Cotton / 20% Polyester.

GM: 73% Cotton / 20% Polyester / 7% Viscose.

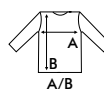
WEIGHT: 275 g/m² approx.

COLORS: 7.

SIZES: From S to XXL.



25



A/B

S	M	L	XL	XXL
48/66	50/68	52/70	54/72	56/74





XS / XXL



Hooded CVC Sweatshirt

REF: SWHOOD275

Men's hooded sweatshirt. **Brushed plush.** Dyed-to-match drawcord. Cuffs and bottom hem in 2X1 rib with elastane. Kissing zipper. Pouch pocket for extra carry.

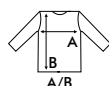
COMPOSITION: 80% Cotton / 20% Polyester.

GM: 73% Cotton / 20% Polyester / 7% Viscose.

WEIGHT: 275 g/m² approx.

COLORS: 6.

SIZES: From XS to XXL.




XS	S	M	L	XL	XXL
52/67	54/69	56/70	58/71	60/72	62/74





XS / 3XL



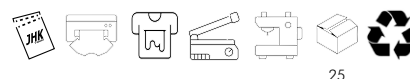
winter line | 2025

Kangaroo Sweatshirt 320

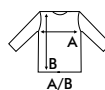
REF: SWKNG320

Men's hooded sweatshirt. **Brushed plush.**

Dyed-to-match drawcord. Cuffs and bottom hem in 2X1 rib with elastane. Pouch pocket for extra carry.

COMPOSITION: 80% Cotton / 20% Recycled polyester.
GM: 73% Cotton / 20% Recycled polyester / 7% Viscose.**WEIGHT:** 320 g/m² approx.**COLORS:** 12.**SIZES:** From XS to 3XL.

25



XS	S	M	L	XL	XXL	3XL
52/68	54/69	56/70	58/71	60/72	62/74	64/76

Kangaroo Oversize Unisex

REF: SWKNGOVER

Hooded sweatshirt unisex. **Brushed plush.**
Cross-over neck design. Cuffs and bottom hem
in 2X1 rib with elastane. Pouch pocket for extra carry.

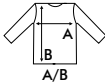
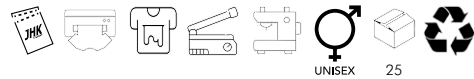
COMPOSITION: 80% Cotton / 20% Recycled polyester.

GM: 73% Cotton / 20% Recycled polyester / 7% Viscose.

WEIGHT: 320 g/m² approx.

COLORS: 6.

SIZES: From S to XXL.




S	M	L	XL	XXL
60/69	64/70	68/71	72/72	76/74





S / XXL






OUR NEW LIGHTWEIGHT FLEECE COLLECTION. IT IS A MEDIUM-WEIGHT COTTON KNITWEAR UNBRUSHED PLUSH SO THAT THE FRONT OF THE FABRIC IS SMOOTH AND SOFT AND THE INSIDE LOOPED.

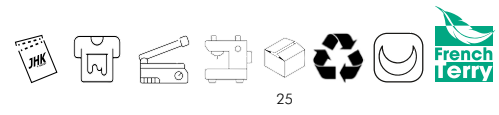


XS / XXL



Sweatshirt Lady French Terry

REF: SWCRL240



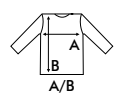
Woman's sweatshirt. **Unbrushed plush**, lightweight fabric.
Double needle collar, cuffs and waistband for extra durability.
Collar, cuffs and bottom hem in 2X1 rib with elastane.

COMPOSITION: 60% Cotton / 40% Recycled polyester.
GM: 73% Cotton / 20% Recycled polyester / 7% Viscose.

WEIGHT: 235-240 g/m² approx.

COLORS: 5.

SIZES: From XS to XXL.



XS	S	M	L	XL	XXL
46/63	48/65	50/67	52/69	54/71	56/73



1/2 - 12/14



Kid Sweatshirt French Terry

REF: SWRK240



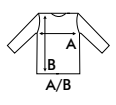
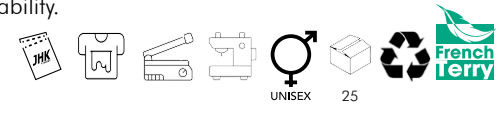
Kid's sweatshirt. **Unbrushed plush**, lightweight fabric.
Double needle collar, cuffs and waistband for extra durability.
Collar, cuffs and bottom hem in 2X1 rib with elastane.

COMPOSITION:
60% Cotton / 40% Recycled polyester.

WEIGHT: 235-240 g/m² approx.

COLORS: 4.


SIZES: From 1/2 to 12/14.



1/2	3/4	5/6	7/8	9/11	12/14
33/40	36/43	39/46	42/53	46/58	50/61



S / 3XL



Sweatshirt French Terry

REF: SWCR240

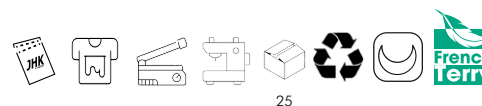
Men's sweatshirt. **Unbrushed plush**, lightweight fabric.
Double needle collar, cuffs and waistband for extra durability.
Collar, cuffs and bottom hem in 2X1 rib with elastane.

COMPOSITION: 60% Cotton / 40% Recycled polyester.
GM: 73% Cotton / 20% Recycled polyester / 7% Viscose.

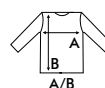
WEIGHT: 235-240 g/m² approx.

COLORS: 6.

SIZES: From S to 3XL.



25



S	M	L	XL	XXL	3XL
54/66	57/69	60/72	63/76	66/78	70/81



XS / XXL

WH

GM

BK

PK

NY



Kangaroo Lady French Terry Sweatshirt

REF: SWULKNG240

240 G/M²

Woman’s hooded sweatshirt. **Unbrushed plush**, lightweight fabric.
Cuffs and bottom hem in 2X1 rib with elastane.
Dyed-to-match drawcord. Pouch pocket for extra carry.

COMPOSITION: 60% Cotton / 40% Recycled polyester.

GM: 73% Cotton / 20% Recycled polyester /7% Viscose.

WEIGHT: 235-240 g/m² approx.

COLORS: 5.

SIZES: From XS to XXL.

JHK

T-shirt

Knitting

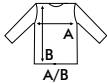
Sewing

Box

Recycling

French Terry

25



XS	S	M	L	XL	XXL
46/64	48/66	50/68	52/70	54/72	56/74



1/2 - 12/14

WH

RD

RB

NY



Kid Kangaroo French Terry Sweatshirt

REF: SWRKKNG240

240 G/M²

Kid’s hooded sweatshirt. **Unbrushed plush**, lightweight fabric.
Cuffs and bottom hem in 2X1 rib with elastane.
Pouch pocket for extra carry.

COMPOSITION:

60% Cotton / 40% Recycled polyester.

WEIGHT: 235-240 g/m² approx.

COLORS: 4.

SIZES: From 1/2 to 12/14.

JHK

T-shirt

Knitting

Sewing

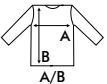
UNISEX

Box

Recycling

French Terry


25



1/2	3/4	5/6	7/8	9/11	12/14
33/40	36/43	39/46	42/53	46/58	50/61



S / 3XL



winter line | 2025

Kangaroo French Terry Sweatshirt

REF: SWKNG240

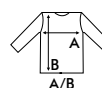
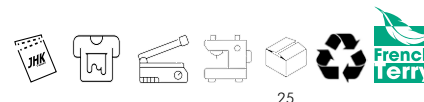
Men's hooded sweatshirt. **Unbrushed plush**, lightweight fabric. Dyed-to-match drawcord. Cuffs and bottom hem in 2X1 rib with elastane. Pouch pocket for extra carry.

COMPOSITION: 60% Cotton / 40% Recycled polyester.
GM: 73% Cotton / 20% Recycled polyester / 7% Viscose.

WEIGHT: 235-240 g/m² approx.

COLORS: 6.


SIZES: From S to 3XL.



S	M	L	XL	XXL	3XL
54/69	56/70	58/71	60/72	62/74	64/76



XS / XXL



Hooded Lady French Terry Sweatshirt

REF: SWULHOOD240

Woman's hooded sweatshirt. **Unbrushed plush**, lightweight fabric. Dyed-to-match drawcord. Cuffs and bottom hem in 2X1 rib with elastane. Kissing zipper. Pouch pocket for extra carry.

COMPOSITION: 60% Cotton / 40% Recycled polyester.

GM: 73% Cotton / 20% Recycled polyester / 7% Viscose.

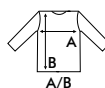
WEIGHT: 235-240 g/m² approx.

COLORS: 5.

SIZES: From XS to XXL.



25



XS	S	M	L	XL	XXL
44/66	48/68	50/70	52/72	54/74	56/76



1/2 - 12/14



Kid Hooded French Terry Sweatshirt

REF: SWRKHOOD240

Kid's hooded sweatshirt. **Unbrushed plush**, lightweight fabric.

Cuffs and bottom hem in 2X1 rib with elastane.

Kissing zipper. Pouch pocket for extra carry.

COMPOSITION:

60% Cotton / 40% Recycled polyester.

WEIGHT: 235-240 g/m² approx.

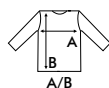
COLORS: 3.

SIZES: From 1/2 to 12/14.



UNISEX


25



1/2	3/4	5/6	7/8	9/11	12/14
33/40	36/43	39/46	42/53	46/58	50/61



S / 3XL



winter line | 2025

Hooded French Terry Sweatshirt

REF: SWUAHOOD240

Men's hooded sweatshirt. **Unbrushed plush**, lightweight fabric.

Cuffs and bottom hem in 2X1 rib with elastane.

Dyed-to-match drawcord. Kissing zipper.

Pouch pocket for extra carry.

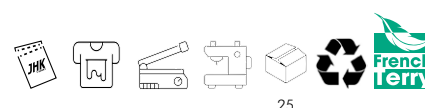
COMPOSITION: 60% Cotton / 40% Recycled polyester.

GM: 73% Cotton / 20% Recycled polyester / 7% Viscose.

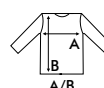
WEIGHT: 235-240 g/m² approx.

COLORS: 6.

SIZES: From S to 3XL.



25



S	M	L	XL	XXL	3XL
54/69	56/70	58/71	60/72	62/74	64/76



S / XXL



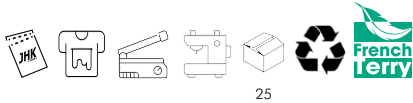
Full Zip French Terry Sweatshirt

REF: SWFUZIP240

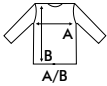


Men's sweatshirt. **Unbrushed plush**, lightweight fabric.
Cuffs and bottom hem in 2X1 rib with elastane.
Kissing zipper. Hand pockets.

COMPOSITION: 60% Cotton / 40% Recycled polyester.
GM: 73% Cotton / 20% Recycled polyester / 7% Viscose.
WEIGHT: 235-240 g/m² approx.
COLORS: 6.
SIZES: From S to XXL.



25



S	M	L	XL	XXL
54/69	56/72	58/74	60/76	62/78



1/2 - 12/14



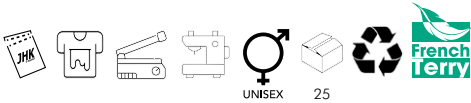
Kid Full Zip French Terry Sweatshirt

REF: SWRKFUZIP240

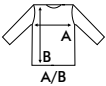


Kid's sweatshirt. **Unbrushed plush**, lightweight fabric.
Cuffs and bottom hem in 2X1 rib with elastane.
Kissing zipper. Hand pockets.

COMPOSITION:
60% Cotton / 40% Recycled polyester.
WEIGHT: 235-240 g/m² approx.
COLORS: 3.
SIZES: From 1/2 to 12/14.



25



1/2	3/4	5/6	7/8	9/11	12/14
33/40	36/43	39/46	42/53	46/58	50/61



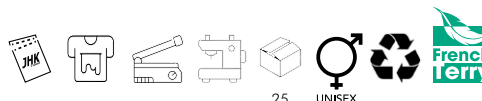
XS / 3XL



Sweat Pants Cuff French Terry

REF: SWPANTS240

Men's joggers. **Unbrushed plush**, lightweight fabric.
Elastic waistband with matching drawcord.
Hand pockets. Straight cut.



COMPOSITION:

60% Cotton / 40% Recycled polyester.

GM: 73% Cotton / 20% Recycled polyester / 7% Viscose.

WEIGHT: 235-240 g/m² approx.**COLORS:** 3.**SIZES:** From XS to 3XL.

XS	S	M	L	XL	XXL	3XL
47/96	50/98	53/100	54/102	56/104	57/106	59/108



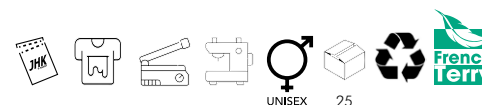
1/2 - 12/14



Kid Sweat Pants French Terry

REF: SWPANTSK240

Kid's joggers. **Unbrushed plush**, lightweight fabric.
Elastic waistband with matching drawcord.
Hand pockets. Straight cut.

**COMPOSITION:** 60% Cotton / 40% Recycled polyester.

GM: 73% Cotton / 20% Recycled polyester / 7% Viscose.

WEIGHT: 235-240 g/m² approx.**COLORS:** 2.**SIZES:** From 1/2 to 12/14.

1/2	3/4	5/6	7/8	9/11	12/14
28/40	30/52	33/60	35/68	37/75	39/85



S / XXL



Peach Crew Neck

REF: SWCRPEACH

Men's sweatshirt. **Unbrushed plush.**

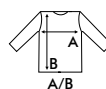
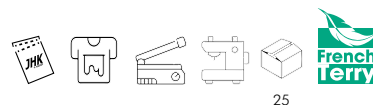
Double needle collar, cuffs and waistband for extra durability.
Collar, cuffs and bottom hem in 2X1 rib with elastane.

COMPOSITION: 60% Cotton / 40% Polyester

WEIGHT: 260 g/m² approx.

COLORS: 5.

SIZES: From S to XXL.



S	M	L	XL	XXL
54/66	57/69	60/72	63/76	66/78



S / XXL



Peach Kangaroo

REF: SWKNGPEACH

Men's hooded sweatshirt. **Unbrushed plush.**

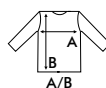
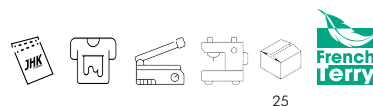
Double needle collar, cuffs and waistband for extra durability.
Collar, cuffs and bottom hem in 2X1 rib with elastane.

COMPOSITION: 60% Cotton / 40% Polyester.

WEIGHT: 260 g/m² approx.

COLORS: 5.


SIZES: From S to XXL.



S	M	L	XL	XXL
54/69	56/70	58/71	60/72	62/74



3M / 18M



Baby Playsuit LS

REF: SWRBSUIT

Baby's long sleeve playsuit. **French Terry fabric.**
Long sleeves romper with snap fasteners in the back.
Cuffs in 2X1 rib with elastane.

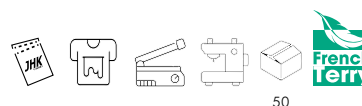
COMPOSITION: 65% Polyester / 35% Cotton.

GM: 61% Cotton / 31% Polyester / 8% Viscose.

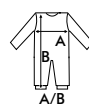
WEIGHT: 260 g/m².

COLORS: 5.

SIZES: From 3M to 18M.



50

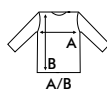


3M	6M	9M	12M	18M
22/46	24/50	26/54	28/58	30/62



Baby Hooded Sweatshirt

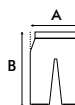
REF: SWRBHOOD



0	1	2
25/28	27/30	29/32

Baby Sweat Pants

REF: SWPANTSB



0	1	2
25/34	27/36	29/38

Baby's hooded sweatshirt and pants.

French Terry fabric.

Cuffs and bottom hem in 2X1 rib with elastane.

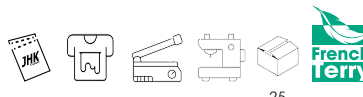
COMPOSITION: 65% Polyester / 35% Cotton.

GM: 61% Cotton / 31% Polyester / 8% Viscose.

WEIGHT: 260 g/m².

COLORS: 5.


SIZES: From 0 to 2.



25



0 / 2





ECOLOGICAL, ORGANIC AND RECYCLED FABRIC.
CLEAR OBJECTIVE: PRESERVE OUR PLANET.



XS / 3XL



Everest

REF: SWRAECO

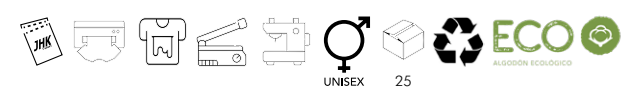
Unisex sweatshirt. **Brushed plush.** Round neck. Raglan sleeve. Double needle collar, cuffs and waistband for extra durability. Cuffs and bottom hem in 2X1 rib with elastane.

COMPOSITION: 80% Organic cotton / 20% Recycled polyester.
GM: 61% Organic cotton / 31% Recycled polyester / 8% Viscose.
DGM: 63% Organic cotton / 21% Recycled polyester / 16% Viscose.

WEIGHT: 275 g/m² approx.

COLORS: 8.

SIZES: From XS to 3XL.



	XS	S	M	L	XL	XXL	3XL
	51/63	54/66	57/69	60/72	63/76	66/78	70/81

PAG.153
REF: SWRKECO
KIDS



winter line | 2025





PAG.153
REF: SWKNGKECO



XS / 3XL



Teide

REF: SWKNGECO

Hooded sweatshirt. **Brushed plush.**

Dyed-to-match drawcord. Pouch pocket for extra carry. Cuffs and bottom hem in 2X1 rib with elastane.

COMPOSITION:

80% Organic cotton / 20% Recycled polyester.

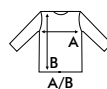
GM: 61% Organic cotton / 31% Recycled polyester / 8% Viscose.

DGM: 63% Organic cotton / 21% Recycled polyester / 16% Viscose.

WEIGHT: 275 g/m² approx.

COLORS: 8.

SIZES: From XS to 3XL.



XS	S	M	L	XL	XXL	3XL
52/68	54/69	56/70	58/71	60/72	62/74	64/76





XS - 3XL

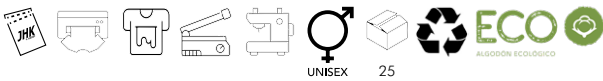


Fuji

REF: SWHOODECO

Hooded sweatshirt. **Brushed plush.** Dyed-to-match drawcord. Kissing zipper. Pouch pocket for extra carry. Cuffs and bottom hem in 2X1 rib with elastane.

COMPOSITION: 80% Organic cotton / 20% Recycled polyester.
GM: 61% Organic cotton / 31% Recycled polyester / 8% Viscose.
DGM: 63% Organic cotton / 21% Recycled polyester / 16% Viscose.
WEIGHT: 275 g/m² approx.
COLORS: 8.
SIZES: From XS to 3XL.



	XS	S	M	L	XL	XXL	3XL
	52/67	54/69	56/70	58/71	60/72	62/74	64/76




winter line | 2025



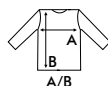


1/2 - 12/14



Everest Kid

REF: SWRKECO

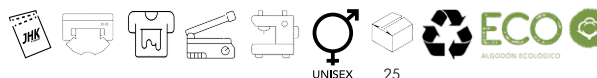


1/2	3/4	5/6	7/8	9/11	12/14
33/40	36/43	39/46	42/53	46/58	50/61


Kid's sweatshirt. **Brushed plush.** Round neck. Raglan sleeve. Double needle collar, cuffs and waistband for extra durability. Cuffs and bottom hem in 2X1 rib with elastane.



COMPOSITION: 80% Organic cotton / 20% Recycled polyester.
 GM: 61% Organic cotton / 31% Recycled polyester / 8% Viscose.
 DGM: 63% Organic cotton / 21% Recycled polyester / 16% Viscose.
WEIGHT: 275 g/m² approx.

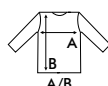
**COLORS:** 8.**SIZES:** From 1/2 to 12/14.

1/2 - 12/14



Teide Kid

REF: SWKNGKECO

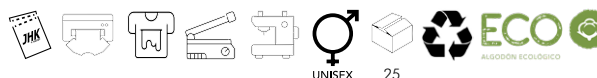


1/2	3/4	5/6	7/8	9/11	12/14
33/40	36/43	39/46	42/53	46/58	50/61

Kid's Hooded sweatshirt. **Brushed plush.** Dyed-to-match drawcord. Pouch pocket for extra carry. Cuffs and bottom hem in 2X1 rib with elastane.




COMPOSITION: 80% Organic cotton / 20% Recycled polyester.
 GM: 61% Organic cotton / 31% Recycled polyester / 8% Viscose.
 DGM: 63% Organic cotton / 21% Recycled polyester / 16% Viscose.
WEIGHT: 275 g/m² approx.

**COLORS:** 8.**SIZES:** From 1/2 to 12/14.



XS / XXL



Micro Fleece Lady

REF: MICFLELADY

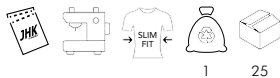
Woman´s fitted micropolar fleece. Pill-resistant. Quarter-zip. Elastic cuffs.

COMPOSITION: 100% Polyester.


WEIGHT: 140 g/m² approx.

COLORS: 6.

SIZES: From XS to XXL.




XS	S	M	L	XL	XXL
46/61	48/63	51/65	53/67	55/69	58/70





XS / XXL



Micro Fleece Man

REF: MICFLEMAN

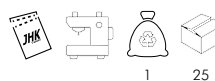
Man's micropolar fleece. Pill-resistant.
Quarter-zip. Elastic cuffs.

COMPOSITION: 100% Polyester.

WEIGHT: 140 g/m² approx.

COLORS: 5.

SIZES: From XS to XXL.



XS	S	M	L	XL	XXL
49/66	51/68	53/70	55/73	57/76	59/78



XS / XXL

WH

OFWH

GM

BK

OR

RD

BU

RP

PU

SK

AQ

RB

NY

LM

KG

BG

FG

SA



Polar Fleece Lady

REF: FLRL300

Woman´s fitted polar fleece.
Hem with adjustable draw cord and stopper.
Pill-resistant. Full zip. 2 zipped lower pockets.
Elastic cuffs.

COMPOSITION: 100% Recycled polyester.
WEIGHT: 300 g/m² approx.
COLORS: 18.
SIZES: From XS to XXL.



XS	S	M	L	XL	XXL
45/59	47/61	50/63	52/65	55/67	57/69



1/2 - 12/14

OR

RD

RP

PU

SK

RB

NY

KG

LM



Polar Fleece Kid

REF: FLRK300

Kid´s polar fleece. Hem with adjustable
draw cord and stopper. Pill-resistant. Full zip.
2 zipped lower pockets.

COMPOSITION: 100% Recycled polyester.
WEIGHT: 300 g/m² approx.
COLORS: 9.
SIZES: From 1/2 to 12/14.



1/2	3/4	5/6	7/8	9/11	12/14
37/43	40/47	43/51	46/55	49/59	52/63



XS / 3XL



winter line | 2025

Polar Fleece Man

REF: FLRA300

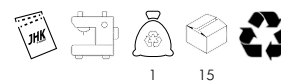
Man's polar fleece. Hem with adjustable draw cord and stopper. Pill-resistant. Full zip. Hand pockets. Elastic cuffs.

COMPOSITION: 100% Recycled polyester.

WEIGHT: 300 g/m² approx.

COLORS: 18.

SIZES: From XS to 3XL.



1 15



XS	S	M	L	XL	XXL	3XL
54/67	56/69	58/71	60/73	62/75	64/77	66.5/83

Polar Fleece 340

REF: FLRA340

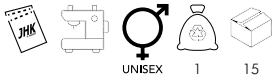
Polar fleece unisex. Reinforced patches on shoulders and elbows in contrast. Pill-resistant. Full zip in contrast. 2 zipped side pockets in contrast. 1 zipped chest pocket in contrast. Hem with adjustable draw cord and stopper.

COMPOSITION: 100% Polyester.

WEIGHT: 340 g/m² approx.

COLORS: 8.

SIZES: From XS to 5XL.





XS	S	M	L	XL	XXL	3XL	4XL	5XL
50/67	53/69	56/71	59/73	62/75	65/78	68/81	71/84	74/87





XS / 5XL





S / XL



Softshell Jacket Lady

REF: SOFTJACKL

Lady's jacket. Three-layer functional material with breathable membrane. Inside made of micro fleece with adjustable shockcord hem. Chest and side zip pockets. Full zip.

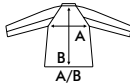
COMPOSITION:

Outer layer: 94% Recycled polyester / 6% Elastane.
Inner layer: 100% Recycled polyester.

WEIGHT: 300 g/m² approx.

COLORS: 7.

SIZES: From S to XL.



S	M	L	XL
47/61	50/63	52/65	55/67



3/4 - 12/14



Softshell Jacket Kid

REF: SOFTJACKID

Kid's jacket. Three-layer functional material with breathable membrane. Inside made of micro fleece with adjustable shockcord hem. Hand pockets. Chest and side zip pockets.

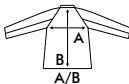
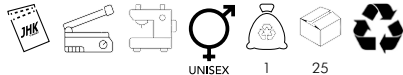
COMPOSITION:

Outer layer: 94% Recycled polyester / 6% Elastane.
Inner layer: 100% Recycled polyester.

WEIGHT: 300 g/m² approx.

COLORS: 6.

SIZES: From 3/4 to 12/14.



3/4	5/6	7/8	9/11	12/14
36/47	40/50	42/52	46/59	48/61



S / 4XL



Softshell Jacket

REF: SOFTJACK

Man's jacket. Three-layer functional material with breathable membrane. Inside made of micro fleece with adjustable shockcord hem. Chest and side zip pockets. Full zip.

COMPOSITION:

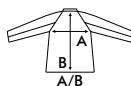
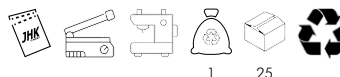
Outer layer: 94% Recycled polyester / 6% Elastane.

Inner layer: 100% Recycled polyester.

WEIGHT: 300 g/m² approx.

COLORS: 7.

SIZES: From S to 4XL.



S	M	L	XL	XXL	3XL	4XL
53/70	55/72	57/74	59/76	61/78	63/80	65/82



S / XXL



Softshell Vest

REF: SOFTVEST

Man's vest. Three-layer functional material with breathable membrane. Inside made of micro fleece with adjustable shockcord hem. Chest and side zip pockets. Full zip.

COMPOSITION:

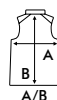
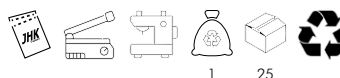
Outer layer: 94% Recycled polyester / 6% Elastane.

Inner layer: 100% Recycled polyester.

WEIGHT: 300 g/m² approx.

COLORS: 7.

SIZES: From S to XXL.



S	M	L	XL	XXL
53/70	55/72	57/74	59/76	61/78



S / XL



Softshell Jacket Hooded Lady

REF: SOFTHOODL

Lady’s jacket. Three-layer functional material with breathable membrane. Inside made of micro fleece with adjustable shockcord hem. Chest and side zip pockets. Full zip.

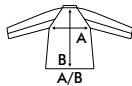
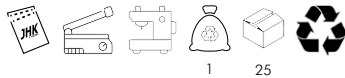
COMPOSITION:

Outer layer: 94% Recycled polyester / 6% Elastane.
Inner layer: 100% Recycled polyester.

WEIGHT: 300 g/m² approx.

COLORS: 3.

SIZES: From S to XL.



S	M	L	XL
47/61	50/63	52/65	55/67





S / 4XL



Softshell Jacket Hooded

REF: SOFTHOOD

Man's jacket. Three-layer functional material with breathable membrane. Inside made of micro fleece with adjustable shockcord hem. Chest and side zip pockets. Full zip.

COMPOSITION:

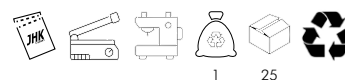
Outer layer: 94% Recycled polyester / 6% Elastane.

Inner layer: 100% Recycled polyester.

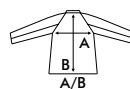
WEIGHT: 300 g/m² approx.

COLORS: 3.

SIZES: From S to 4XL.



1 25



S	M	L	XL	XXL	3XL	4XL
53/70	55/72	57/74	59/76	61/78	63/80	65/82





URBAN

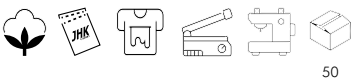
Line


Oversize

REF: TSUAOVER

Oversize short-sleeved boy's T-shirt. It is a perfect combination of comfort and fashion, ideal for all year round. Side-seamed. 1X1 rib on collar. Double needle stitching in sleeves and bottom hem for extra durability. Label with size.

COMPOSITION: 100% Cotton (30% recycled material).
WEIGHT: 200g/m² approx.
COLORS: 7.
SIZES: From XS to XXL.





XS	S	M	L	XL	XXL
53/72	56/74	59/76	62/78	65/80	68/82





XS / XXL

NEW

FD

TE

MM

WH

BK

NY

BT



S/M - L/XL



Sea Lady

REF: TSLSEA

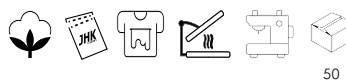
Woman's short sleeve T-shirt. Rolled cuff.
1X1 ribbed V-neck collar. Fashionable wide neck drop.
Single jersey (34'S). Enzyme wash.

COMPOSITION: 100% Cotton.

WEIGHT: 120 g/m².

COLORS: 4.

SIZES: From S/M to L/XL.



	S/M	L/XL
	48/68	50/70





S / XL



Sea Man

REF: TSSEA

Men's short sleeve T-shirt. Self-fabric raw edge collar and cuffs. Premium quality. Single jersey (34'S). Enzyme wash.

COMPOSITION: 100% Cotton.

WEIGHT: 120 g/m².

COLORS: 4.

SIZES: From S to XL.



S	M	L	XL
52/70	54/72	56/74	58/76





S/M - L/XL



NEON

Slub Lady

REF: TSULSLB

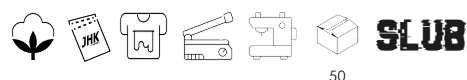
Woman's short sleeve T-shirt. Slub fabric.
1X1 ribbed V-neck collar. Curved bottom hem.
Rolled cuff.

COMPOSITION: 100% Slub cotton.

WEIGHT: 120 g/m².

COLORS: 7.

SIZES: From S/M to L/XL.



	S/M	L/XL
	48/68	50/70





XS / L

WH

BK



Slub Man

REF: TSUASLB

Men's short sleeve T-shirt. Slub fabric.
Self-fabric raw edge collar and cuffs.

COMPOSITION: 100% Slub cotton.

WEIGHT: 120 g/m².

COLORS: 2.

SIZES: From XS to L.



50

SLUB

XS	S/M	L
52/70	54/72	58/76



S / XL



Beware

REF: TSUABEWARE

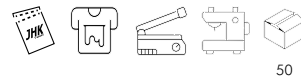
Men's short sleeve T-shirt. Slightly fitted men's T-shirt, with a pleasant touch because it is a cotton-polyester blend.

COMPOSITION: 60% Cotton / 40% Polyester.

WEIGHT: 145 g/m² approx.

COLORS: 5.

SIZES: From S to XL.




	S	M	L	XL
A/B	49/72	51/74	54/76	56/77



pleasant to the touch



S / XXL



Urban T-Shirt

REF: TSUA150

Men's short sleeve T-shirt. Side-seamed.
1X1 rib on collar. Shoulder-to-shoulder taping.
Enzyme wash.

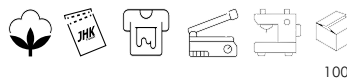
COMPOSITION: 100% Preshrunk cotton.

GM: 85% Cotton / 15% Viscose.

WEIGHT: 160 g/m² approx.

COLORS: 12.

SIZES: From S to XXL.



S	M	L	XL	XXL
48/71	51/74	55/76	58/79	61/81



S / XXL



HEATHER

Urban V-Neck

REF: TSUAPICO

Men's short sleeve T-shirt. Side-seamed.
1X1 rib on collar V-neck. Shoulder-to-shoulder taping.
Enzyme wash.

COMPOSITION: 100% Preshrunk cotton.

GM: 85% Cotton / 15% Viscose.

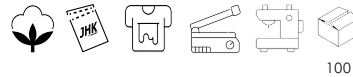
Heather: 65% Polyester / 35% Cotton.

DNH: 60% Cotton / 40% Polyester.

WEIGHT: 160 g/m² approx.

COLORS: 14.

SIZES: From S to XXL.



S	M	L	XL	XXL
48/70	51/72	53/74	56/76	58/80





PAG.75
REF: CURVSPICO



S / XXL



HEATHER



Urban V-Neck Lady

REF: TSRLCMFP

Women's fitted short sleeve T-shirt. Double needle stitching in sleeves and bottom hem for extra durability. Single jersey. V-neck.

COMPOSITION: 100% Cotton.

GM: 85% Cotton / 15% Viscose.

Heather: 65% Polyester / 35% Cotton.

DNH: 60% Cotton / 40% Polyester.

WEIGHT: 145 g/m² approx.

COLORS: 18.

SIZES: From S to XXL.



S	M	L	XL	XXL
42/63	44/65	46/67	48/69	50/71



slightly fitted



S / XXL



Tank Top Man

REF: TSUATNK

Men's tank top T-shirt. 1X1 rib on collar. Double needle stitching in collar, sleeves and bottom hem for extra durability. Single jersey.

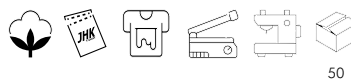
COMPOSITION: 100% Preshrunk cotton.

AS: 98% Cotton / 2% Viscose.

WEIGHT: 150 - 155 g/m² approx.

COLORS: 5.

SIZES: From S to XXL.



	S	M	L	XL	XXL
	48/70	51/72	53/74	56/76	58/80





S / XXL



Strap

REF: TSUASTRPM

Men's tank top T-shirt. Self-fabric collar and armholes. Double needle stitching in collar, sleeves and bottom hem for extra durability. Single jersey.

COMPOSITION: 100% Cotton.

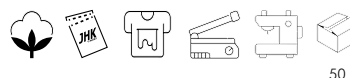
AS: 98% Cotton / 2% Viscose.

GM: 85% Cotton / 15% Viscose.

WEIGHT: 150 - 155 g/m² approx.

COLORS: 8.

SIZES: From S to XXL.



50



S	M	L	XL	XXL
52/66	54/68	56/70	58/72	60/74



PAG.64
REF: TSRKSTRAP

KIDS



XS / XL



FLUOR
Cotton Like

Beach Unisex

REF: TSUALBCH

Unisex´s tank top T-shirt.
Racer back style.

COMPOSITION: 100% Cotton.

Flúor: 100% Polyester.

WEIGHT: 150 - 155 g/m² approx.

COLORS: 7.

SIZES: From XS to XL.



UNISEX

50



XS	S	M	L	XL
48/70	50/72	52/74	54/76	56/78





XS / XL

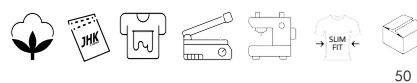


Aruba

REF: TSULARB

Woman's tank top T-shirt.

1X1 rib. Ladies racer back style T-shirt.

COMPOSITION: 100% Carded cotton.**WEIGHT:** 200 g/m².**COLORS:** 13.**SIZES:** From XS to XL.

XS	S	M	L	XL
36/59	38/61	40/63	42/65	44/67



S/M - L/XL



FLUOR
Cotton Like

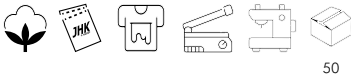


Ibiza

REF: TSULIBIZA

Woman´s oversized tank top.
Single jersey.

COMPOSITION: 100% Cotton.
Flúor: 100% Polyester (150 g/m²).
WEIGHT: 120 g/m².
COLORS: 5.
SIZES: From S/M to L/XL.



50

S/M	L/XL
54/46	56/48



S / XL

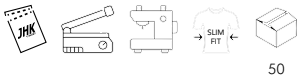


Saona

REF: TSULSAONA

Woman´s stretchy spaghetti straps.
Modern fit.

COMPOSITION: 92% Polyester / 8% Elastane.
WEIGHT: 145 g/m².
COLORS: 2.
SIZES: From S to XL.



50

S	M	L	XL
34/55	39/57	44/57	46/59



XS / XL

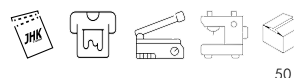
WH

BK


Malia

REF: TSULMALIA

Crop top. Self-fabric collar and armholes.

COMPOSITION: 95% Cotton / 5% Elastane.**WEIGHT:** 220 g/m².**COLORS:** 2.**SIZES:** From XS to XL.

XS	S	M	L	XL
36/37	39/39	42/40	46/42	50/44



S / XL

WH

GM

GF

BK

RD

RP

PU

NY

KH

SA

Victoria

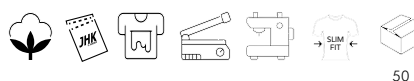
REF: TSULVCTR

Woman's scoop neck tank top.

1X1 rib on collar. Modern fit.

COMPOSITION: 100% Carded cotton.

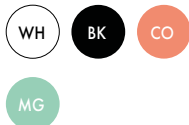
GM: 85% Cotton / 15% Viscose.

WEIGHT: 160 g/m² approx.**COLORS:** 10.**SIZES:** From S to XL.

S	M	L	XL
30/65	34/67	38/69	42/71



S / L



Tobago

REF: TSULTBG

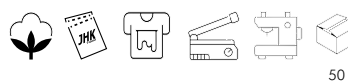
Woman´s short sleeve T-shirt. Low neckline.
Rolled sleeves. Single jersey.

COMPOSITION: 100% Cotton.

WEIGHT: 140 g/m².

COLORS: 4.

SIZES: From S to L.



S	M	L
49/66	51/68	53/72



Rolled
sleeve



S / XL



Sicilia

REF: TSULSCL

Woman's short sleeve T-shirt. V-neck.
Collar, sleeves and bottom with raw edges.
Single jersey.

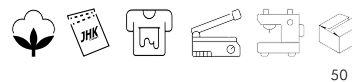
COMPOSITION: 100% Cotton.

AY: 95% Cotton / 5% Viscose.

WEIGHT: 140 g/m² approx.

COLORS: 15.

SIZES: From S to XL.



50



S	M	L	XL
40/64	42/66	45/68	48/70

hemless



S/M - L/XL



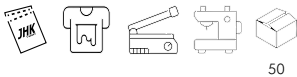
NEON



Maldivas

REF: TSULMLDV

Woman´s 3/4 sleeve T-shirt. Low neckline.
3/4 length raglan sleeve. Single jersey.
COMPOSITION: 50% Cotton / 50% Viscose.
WEIGHT: 120 g/m².
COLORS: 11.
SIZES: From S/M to L/XL.



50

	S/M	L/XL
	64/63	66/65



S/M - L/XL



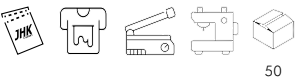
PASTEL



Papua

REF: TSULPAPLS

Woman´s long sleeve T-shirt. V-neck.
Sleeves and hem with raw edges. Single jersey.
COMPOSITION: 50% Cotton / 50% Viscose.
WEIGHT: 120 g/m².
COLORS: 6.
SIZES: From S/M to L/XL.



50

	S/M	L/XL
	43/65	46/67



1/2 - 12/14

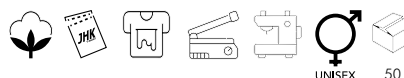
WH

Sea Kid

REF: TSUKSEA

Kid's short sleeve T-shirt.

Decorative chain stitches on collar, sleeves and hem.
Side vents. Sleeves and hem with raw edges.

COMPOSITION: 100% Cotton.**WEIGHT:** 155 g/m².**COLORS:** 1.**SIZES:** From 1/2 to 12/14.

1/2	3/4	5/6	7/8	9/11	12/14
29/40	32/44	35/49	38/52	41/58	43/61



1/2 - 12/14



Baseball Kid

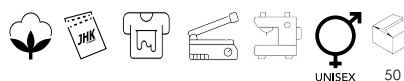
REF: TSUKBSB

Kid's short sleeve T-shirt. Side-seamed.

Contrast color set-in collar and raglan sleeve.

COMPOSITION: 100% Preshrunk cotton.

GM: 85% Cotton / 15% Viscose.

WEIGHT: 155 g/m².**COLORS:** 5.**SIZES:** From 1/2 to 12/14.

1/2	3/4	5/6	7/8	9/11	12/14
28/40	32/44	36/47	39/50	43/54	44/63





SPORT

Line

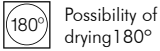




S / 3XL



FLUOR



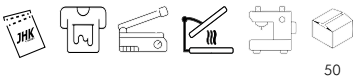
sport line | 2025


Sport T-Shirt Man


REF: SPORTMAN


Short sleeve T-shirt. Raglan sleeve.
Decorative seams in the sleeves.

COMPOSITION: 100% Recycled polyester.
WEIGHT: 130 g/m² approx.
COLORS: 17.
SIZES: From S to 3XL.



	S	M	L	XL	XXL	3XL
	50/68	52/70	54/72	56/74	58/79	60/81





Sport T-Shirt Lady

REF: SPORTLADY

Short sleeve T-shirt. Raglan sleeve.
Decorative seams in front, back and sleeves.
Slightly fitted.

COMPOSITION: 100% Recycled polyester.

WEIGHT: 130 g/m² approx.

COLORS: 14.

SIZES: From S to XXL.



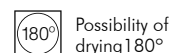
S	M	L	XL	XXL
41/60	43/62	45/64	47/66	49/68




S / XXL



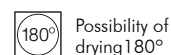
FLUOR



3/4 - 12/14



FLUOR



Sport T-Shirt Kid

REF: SPORTKID

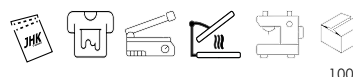
Short sleeve T-shirt. Raglan sleeve.
Decorative seams in the sleeves.

COMPOSITION: 100% Recycled polyester.

WEIGHT: 130 g/m² approx.

COLORS: 9.

SIZES: From 3/4 to 12/14.



3/4	5/6	7/8	9/11	12/14
32/45	36/47	39/50	43/54	44/63



S / XXL



FLUOR



Possibility of drying 180°

Aruba T-Shirt Lady

REF: SPORTARBL

Tank top. Racerback.

COMPOSITION: 100% Recycled polyester.

WEIGHT: 130 g/m² approx.

COLORS: 6.

SIZES: From S to XXL.



S	M	L	XL	XXL
38/61	40/63	42/65	44/67	46/69





S / XXL



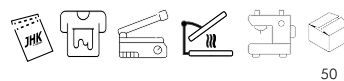
FLUOR

Possibility of
drying 180°

Aruba T-Shirt Man

REF: SPORTARBM

Tank top. Racerback.

COMPOSITION: 100% Recycled polyester.**WEIGHT:** 130 g/m² approx.**COLORS:** 6.**SIZES:** From S to XXL.

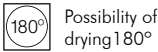
50



S	M	L	XL	XXL
49/66	51/68	53/70	55/72	57/74



S / 3XL



Possibility of drying 180°



Side
slits



Piqué Polo Lady

REF: SPORTPQLADY

Short sleeve polo. Piqué fabric. Neck tape in contrasting colour.
Three-button placket with bottom box-stitch reinforcement.
Slightly fitted. Contrasting side slits.

COMPOSITION: 100% Polyester.

WEIGHT: 150-160 g/m² approx.

COLORS: 7.

SIZES: From S to 3XL.



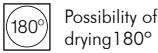
50



S	M	L	XL	XXL	3XL
42/61	44/63	46/65	48/67	50/69	54/73



3/4 - 12/14



Possibility of drying 180°



Piqué Polo Kid

REF: SPORTPQKID

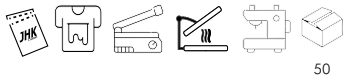
Short sleeve polo. Piqué fabric. Neck tape in contrasting colour.
Two-button placket with bottombox-stitch reinforcement.
Contrasting side slits.

COMPOSITION: 100% Polyester.

WEIGHT: 150-160 g/m² approx.

COLORS: 4.

SIZES: From 3/4 to 12/14.




50



3/4	5/6	7/8	9/11	12/14
33/42	37/46	39/51	42/57	44/64



S / XXL



FLUOR

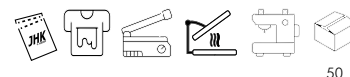


Possibility of drying 180°

Piqué Polo Man

REF: SPORTPIQUE

Short sleeve polo. Piqué fabric. Neck tape in contrasting colour.
Three-button placket with bottom box-stitch reinforcement.
Contrasting side slits.

COMPOSITION: 100% Polyester.**WEIGHT:** 150-160 g/m² approx.**COLORS:** 8.**SIZES:** From S to XXL.

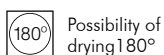

50



S	M	L	XL	XXL
52/70	54/72	56/74	58/76	60/78



S / 3XL



Possibility of drying 180°

Heavy Piqué Polo Lady

REF: SPHEAVYLDY

Short sleeve polo. Piqué fabric. Three-button placket with bottom box-stitch reinforcement. Neck tape in contrasting colour. Contrasting side slits. Slightly fitted.

COMPOSITION: 100% Polyester.

WEIGHT: 200-210 g/m² approx.

COLORS: 7.


SIZES: From S to 3XL.




	S	M	L	XL	XXL	3XL
	42/61	44/63	46/65	48/67	50/69	54/73

side
slits


Neck tape in
contrasting colour



S / XXL



Possibility of drying 180°



Heavy Piqué Polo Man

REF: SPHEAVYMEN

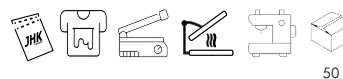
Short sleeve polo. Piqué fabric. Three-button placket with bottom box-stitch reinforcement. Neck tape in contrasting colour. Contrasting side slits.

COMPOSITION: 100% Polyester.

WEIGHT: 200-210 g/m² approx.

COLORS: 7.

SIZES: From S to XXL.



S	M	L	XL	XXL
52/70	54/72	56/74	58/76	60/78



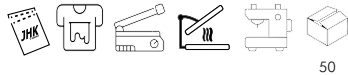
S / 3XL



Sport Contrast

REF: SPORTCTRM

Men´s contrast raglan sleeves.
Decorative stitching on sleeves.
COMPOSITION: 100% Recycled polyester.
WEIGHT: 130 g/m².
COLORS: 4.
SIZES: From S to 3XL.



50



S	M	L	XL	XXL	3XL
50/68	52/70	54/72	56/74	58/79	60/81



S / XXL



FLUOR



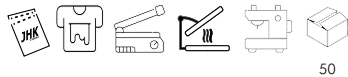
interlock fabric



Sport Regular

REF: SPORTRGLM

High performance men´s sports T-shirt.
Interlock fabric. Silk touch.
COMPOSITION: 100% Polyester.
WEIGHT: 140 g/m² approx.
COLORS: 8.
SIZES: From S to XXL.



50



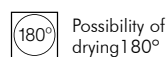
S	M	L	XL	XXL
44/70	48/72	52/73	56/76	59/79



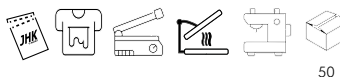
S / XXL



FLUOR



Possibility of drying 180°



50



S	M	L	XL	XXL
50/68	52/70	54/72	56/74	58/79

Sport Man LS

REF: SPORTMANLS

Men's long sleeve T-shirt. Raglan sleeves.
Decorative stitch on the neck, shoulders and sleeves.

COMPOSITION: 100% Recycled polyester.

WEIGHT: 130 g/m² approx.

COLORS: 7.

SIZES: From S to XXL.



XS / XL



Leggins Lady

REF: SPLEGGINSL

Lady's leggings.
Stretch legging with elastic waistband.

COMPOSITION:

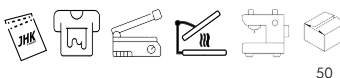
65% Polyester / 30% Cotton / 5% Spandex.

GM: 82% Cotton / 13% Viscose / 5% Spandex.

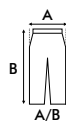
WEIGHT: 180 g/m².

COLORS: 3.

SIZES: From XS to XL.




50



XS	S	M	L	XL
30/90	32/92	34/94	36/96	38/98





UNDERWEAR

Line



XS / XXL



Thong

REF: UNTHONG

Lady thong. Side-seamed.
Elastic band in waistband with JHK logo.

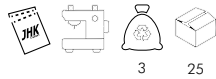
COMPOSITION:

WH-BK: 95% Cotton / 5% Elastane.
GM: 85% Cotton / 10% Viscose / 5% Elastane.
Elástico: 53% Nylon / 20% Polyester / 27% Spandex.

WEIGHT: 160 g/m².

COLORS: 3.

SIZES: From XS to XXL.



	XS	S	M	L	XL	XXL
A/B	34/27	36/28	38/29	40/30	42/31	44/32





XS / XXL



Briefs

REF: UNBRIEFS

Lady briefs. Side-seamed.

Elastic band in waistband with JHK logo.

COMPOSITION:

WH-BK: 95% Cotton / 5% Elastane.

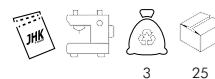
GM: 85% Cotton / 10% Viscose / 5% Elastane.

Elástico: 53% Nylon / 20% Polyester / 27% Spandex.

WEIGHT: 160 g/m².

COLORS: 3.

SIZES: From XS to XXL.



XS	S	M	L	XL	XXL
32/22	34/23	36/24	38/25	40/26	42/27



XS / XXL

WH

GM

BK



Midway Briefs

REF: UNMIDWAY

Man underwear midway briefs. Side-seamed.
Elastic band in waistband with JHK logo.

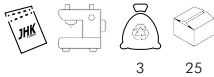
COMPOSITION:

WH-BK: 95% Cotton / 5% Elastane.
GM: 85% Cotton / 10% Viscose / 5% Elastane.
Elástico: 53% Nylon / 20% Polyester / 27% Spandex.

WEIGHT: 160 g/m².

COLORS: 3.

SIZES: From XS to XXL.



3 25



XS	S	M	L	XL	XXL
28/29	32/30	36/31	40/32	44/33	48/34



XS / XXL

WH

GM

BK



Slip TG

REF: UNSLIP

Slip with Side-seamed.
Elastic band in waistband with JHK logo.

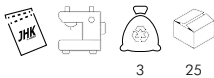
COMPOSITION:

WH-BK: 95% Cotton / 5% Elastane.
GM: 85% Cotton / 10% Viscose / 5% Elastane.
Elástico: 53% Nylon / 20% Polyester / 27% Spandex.

WEIGHT: 160 g/m².

COLORS: 3.

SIZES: From XS to XXL.



3 25



XS	S	M	L	XL	XXL
30/23	33/25	36/26	39/28	42/29	45/31



XS / XXL



Boxer Briefs

REF: UNBOXER

Man underwear short boxer. Side-seamed.

Elastic band in waistband with JHK logo.

COMPOSITION:

WH-BK: 95% Cotton / 5% Elastane.

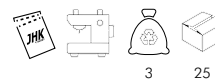
GM: 85% Cotton / 10% Viscose / 5% Elastane.

Elástico: 53% Nylon / 20% Polyester / 27% Spandex.

WEIGHT: 160 g/m².



COLORS: 3.

SIZES: From XS to XXL.





XS	S	M	L	XL	XXL
30/25	33/26	36/28	39/29	42/31	45/32


NEON COLORS

**LYN** Light Yellow Neon**ORN** Orange Neon**PKN** Pink Neon**SKN** Sky Neon



FLUOR

**SYF** Gold Fluor**ORF** Orange Fluor**FUF** Fuchsia Fluor**LMF** Lime Fluor







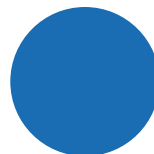




HEATHER COLORS

**CHCH** Charcoal Heather**MUH** Mustard Heather**BUH** Burgundy Heather**LVH** Lavender Heather**TUH** Turquoise Heather**DNH** Denim Heather**BGH** Bottle Green Heather

HEATHER BEWARE


**OLH** Olive Heather**DGH** Dark Grey Heather**PUH** Purple Heather**BRH** Brick Red Heather**DBH** Dark Blue Heather

POLYESTER

**WH** White**SL** Silver**CHC** Charcoal**GF** Graphite**BK** Black**SY** Gold**OR** Orange**KH** Khaki**LM** Lime**NY** Navy**RB** Royal Blue**AQ** Aqua**TU** Turquoise**RD** Red**DS** Desert**SYF** Gold Fluor**ORF** Orange Fluor**FUF** Fuchsia Fluor**LMF** Lime Fluor

FLUOR

new



WH White



AS Ash Melange




AY Ash Grey



SL Silver




GM Grey Melange



DGM Dark Grey Melange



ZC Zinc




GF Graphite



TG Tangerine




PH Peach



APR Apricot



MU Mustard




LEY Lemon Yellow




SY Gold



LY Light Yellow



BK Black



CO Coral



OR Orange




BC Brick



WR Warm Red



RD Red



CR Canary Red



AN Ancient Pink



BU Burgundy



ML Mauve Light



PKG Pink Gum




RP Raspberry




FU Fuchsia




AL Azalea



PV Pink Vintage



PK Pink



CA Cardinal



DP Dusty Purple




LP Light Purple




FD Future Dark




OD Orchid




LV Lavender




VI Violet



PU Purple



SK Sky Blue



SB Steel Blue




PB Petrol Blue



KB Klein Blue



RB Royal Blue




AQ Aqua




AZ Azure



AQM Aqua Marine



TU Turquoise



DN Denim



NY Navy



IB Ice Blue



PG Pale Green



MO Moss Green



AE Aloe



TE Teal




MG Mint Green



AG Amazonia Green




BG Bottle Green



TP Tropical Green



EU Eucalyptus




KG Kelly Green




LM Lime



AP Apple



PT Pistachio



FG Forest Green




KH Khaki



CM Camouflage



OC Ocher




PFD



BT Butter Cream



LS Lime Stone




SA Sand



AR Army



WA Walnut



BR Brown



CH Chocolate



MM Mocha Mousse

NOTE: The colours shown on these pages are approximate and may not be exactly the same in the final product.

Iconography



BOX: Number of garments per box.



BAG: Number of garments per bag.



100% COTTON: 100% natural fiber.



TEAR AWAY LABEL: The label can be easily removed.



SCREEN PRINTING: Garment suitable for screen printing.



SUBLIMATION: Garment suitable to sublimate.



DIGITAL PRINTING: Garment suitable for printing.



HEAT TRANSFER: Garment suitable for textile transfer.



EMBROIDERY: Garment suitable for embroidery.



SLIM FIT: Slight fitted.



WLT: White Long Tee, prepared for dying.



UNISEX: For Men and Lady.



DRYING 180°: Possibility of drying 180°.



RECYCLED: Recycled polyester.



KIDS: Colour available for children.



HALF MOON: Additional fabric sewn on the back in a half moon to make printing easier.

Testing is recommended before handling large quantities to ensure that the machine settings are appropriate.

Valid characteristics except for errors and omissions. **JHK** reserves the right to modify the characteristics of its products without prior notice. These data are for information purposes only. They do not represent a contract of sale.



Product directory

Sorted by genre/collection

MAN



REF: TSOEAN
LÍNEA: OCEAN
COLORS: 15
PAGE: 16-17



REF: JT150
LÍNEA: JT
COLORS: 13
PAGE: 23



REF: TSRA150
LÍNEA: REGULAR
WEIGHT: 150 g/m²
COLORS: 82
PAGE: 28-29



REF: TSRA150WLT
LÍNEA: REGULAR
WEIGHT: 150 g/m²
COLORS: 1
PAGE: 73



REF: TS150ST
LÍNEA: REGULAR
WEIGHT: 150 g/m²
COLORS: 25
PAGE: 32



REF: TSR160COMB
LÍNEA: REGULAR
WEIGHT: 160 g/m²
COLORS: 12
PAGE: 34



REF: TSR160DGP
LÍNEA: REGULAR
WEIGHT: 160 g/m²
COLORS: 1
PAGE: 34



REF: TSR160ORG
LÍNEA: REGULAR
WEIGHT: 160 g/m²
COLORS: 5
PAGE: 35



REF: TSRA170
LÍNEA: REGULAR
WEIGHT: 170 g/m²
COLORS: 12
PAGE: 37



REF: TSRA190
LÍNEA: REGULAR
WEIGHT: 190 g/m²
COLORS: 51
PAGE: 38-39



REF: TSRA150LS
LÍNEA: REGULAR
WEIGHT: 155 g/m²
COLORS: 10
PAGE: 40



REF: TSRA170LS
LÍNEA: REGULAR
WEIGHT: 170 g/m²
COLORS: 6
PAGE: 41



REF: SBTSMAN
LÍNEA: SUBLI
WEIGHT: 150 g/m²
COLORS: 1
PAGE: 77



REF: TSUAOVER
LÍNEA: URBAN
WEIGHT: 200 g/m²
COLORS: 7
PAGE: 166-167



REF: TSSEA
LÍNEA: URBAN
WEIGHT: 120 g/m²
COLORS: 4
PAGE: 169



REF: TSUASLB
LÍNEA: URBAN
WEIGHT: 120 g/m²
COLORS: 2
PAGE: 171



REF: TSUABEWARE
LÍNEA: URBAN
WEIGHT: 145 g/m²
COLORS: 5
PAGE: 172



REF: TSUA150
LÍNEA: URBAN
WEIGHT: 160 g/m²
COLORS: 12
PAGE: 173



REF: TSUAPICO
LÍNEA: URBAN
WEIGHT: 160 g/m²
COLORS: 14
PAGE: 174



REF: TSUATANK
LÍNEA: URBAN
WEIGHT: 150-155 g/m²
COLORS: 5
PAGE: 176



REF: TSUASTRPM
LÍNEA: URBAN
WEIGHT: 150-155 g/m²
COLORS: 8
PAGE: 177



REF: SPORTMAN
LÍNEA: SPORT
WEIGHT: 130 g/m²
COLORS: 17
PAGE: 188



REF: SPORTARBM
LÍNEA: SPORT
WEIGHT: 130 g/m²
COLORS: 6
PAGE: 191



REF: SPORTCTRM
LÍNEA: SPORT
WEIGHT: 130 g/m²
COLORS: 4
PAGE: 196



REF: SPORTRGLM
LÍNEA: SPORT
WEIGHT: 140 g/m²
COLORS: 8
PAGE: 196



REF: SPORTMANLS
LÍNEA: SPORT
WEIGHT: 130 g/m²
COLORS: 7
PAGE: 197



REF: JT SPORT
LÍNEA: JT
WEIGHT: 140 g/m²
COLORS: 10
PAGE: 22



REF: TSUALBCH
LÍNEA: URBAN
WEIGHT: 150-155 g/m²
COLORS: 7
PAGE: 178



REF: TSRLCMF
LÍNEA: REGULAR
WEIGHT: 145 g/m²
COLORS: 40
PAGE: 30-31



REF: TSRLCMFWLT
LÍNEA: REGULAR
WEIGHT: 145 g/m²
COLORS: 1
PAGE: 72



REF: TSRLPRM
LÍNEA: REGULAR
WEIGHT: 170 g/m²
COLORS: 9
PAGE: 36



REF: TSRLCMFLS
LÍNEA: REGULAR
WEIGHT: 145 g/m²
COLORS: 7
PAGE: 40



REF: TSRLPRMLS
LÍNEA: REGULAR
WEIGHT: 170 g/m²
COLORS: 6
PAGE: 41



REF: CURVSSLUB
LÍNEA: REGULAR
WEIGHT: 120 g/m²
COLORS: 2
PAGE: 74



REF: CURVS150
LÍNEA: REGULAR
WEIGHT: 145 g/m²
COLORS: 9
PAGE: 75



REF: CURVSPICO
LÍNEA: REGULAR
WEIGHT: 145 g/m²
COLORS: 9
PAGE: 75

UNISEX

LADY



REF: SBTSLCMF
LÍNEA: REGULAR
WEIGHT: 150 g/m²
COLORS: 1
PAGE: 76



REF: TSLSEA
LÍNEA: URBAN
WEIGHT: 120 g/m²
COLORS: 4
PAGE: 168



REF: TSULSLB
LÍNEA: URBAN
WEIGHT: 120 g/m²
COLORS: 7
PAGE: 170



REF: TSRLCMFP
LÍNEA: REGULAR
WEIGHT: 145 g/m²
COLORS: 18
PAGE: 175



REF: TSULARB
LÍNEA: URBAN
WEIGHT: 200 g/m²
COLORS: 13
PAGE: 179



REF: TSULIBIZA
LÍNEA: URBAN
WEIGHT: 120 g/m²
COLORS: 5
PAGE: 180



REF: TSLSAONA
LÍNEA: URBAN
WEIGHT: 145 g/m²
COLORS: 2
PAGE: 180



REF: TSULMALIA
LÍNEA: URBAN
WEIGHT: 220 g/m²
COLORS: 2
PAGE: 181



REF: TSULVCTR
LÍNEA: URBAN
WEIGHT: 160 g/m²
COLORS: 10
PAGE: 181



REF: TSULTBG
LÍNEA: URBAN
WEIGHT: 140 g/m²
COLORS: 4
PAGE: 182



REF: TSULSCL
LÍNEA: URBAN
WEIGHT: 140 g/m²
COLORS: 15
PAGE: 183



REF: TSULMLDV
LÍNEA: URBAN
WEIGHT: 120 g/m²
COLORS: 11
PAGE: 184



REF: TSULPAPLS
LÍNEA: URBAN
WEIGHT: 120 g/m²
COLORS: 6
PAGE: 184



REF: SPORTLADY
LÍNEA: SPORT
WEIGHT: 130 g/m²
COLORS: 14
PAGE: 189



REF: SPORTARBL
LÍNEA: SPORT
WEIGHT: 130 g/m²
COLORS: 6
PAGE: 190



REF: TSRB150
LÍNEA: REGULAR
WEIGHT: 155 g/m²
COLORS: 17
PAGE: 58-59



REF: TSRK150
LÍNEA: REGULAR
WEIGHT: 155 g/m²
COLORS: 37
PAGE: 60-61



REF: TSRK150WLT
LÍNEA: REGULAR
WEIGHT: 155 g/m²
COLORS: 1
PAGE: 72



REF: TSRK150LS
LÍNEA: REGULAR
WEIGHT: 150-160 g/m²
COLORS: 12
PAGE: 63



REF: TSRK190
LÍNEA: REGULAR
WEIGHT: 180-185 g/m²
COLORS: 14
PAGE: 62



REF: TSRKSTRAP
LÍNEA: REGULAR
WEIGHT: 170 g/m²
COLORS: 6
PAGE: 64



REF: TSLKTVL
LÍNEA: REGULAR
WEIGHT: 155 g/m²
COLORS: 13
PAGE: 64



REF: TSLKTING
LÍNEA: REGULAR
WEIGHT: 155 g/m²
COLORS: 13
PAGE: 65



REF: SBTSKID
LÍNEA: REGULAR
WEIGHT: 150 g/m²
COLORS: 1
PAGE: 76



REF: TSUKSEA
LÍNEA: URBAN
WEIGHT: 155 g/m²
COLORS: 1
PAGE: 185



REF: TSUKBSB
LÍNEA: URBAN
WEIGHT: 155 g/m²
COLORS: 5
PAGE: 185



REF: SPORTKID
LÍNEA: SPORT
WEIGHT: 130 g/m²
COLORS: 9
PAGE: 189

KIDS

More than 60 models
to customize

MAN



REF: JTPOLO
LÍNEA: JT
COLORS: 10
PAGE: 22

REF: PORA210
LÍNEA: REGULAR
WEIGHT: 210 g/m²
COLORS: 40
PAGE: 42-43

REF: PORA210 (WASH)
LÍNEA: REGULAR
WEIGHT: 210 g/m²
COLORS: 5
PAGE: 44

REF: PORA210 (CONTRAST)
LÍNEA: REGULAR
WEIGHT: 210 g/m²
COLORS: 11
PAGE: 45

REF: PORA240
LÍNEA: REGULAR
WEIGHT: 240 g/m²
COLORS: 10
PAGE: 46-47

REF: PORA210LS
LÍNEA: REGULAR
WEIGHT: 210 g/m²
COLORS: 16
PAGE: 53

LADY



REF: PORA210WK
LÍNEA: WORKWEAR
WEIGHT: 210 g/m²
COLORS: 10
PAGE: 86

REF: SPORTIQUE
LÍNEA: SPORT
WEIGHT: 150-160 g/m²
COLORS: 8
PAGE: 193

REF: SPHEAVYMEN
LÍNEA: SPORT
WEIGHT: 200-210 g/m²
COLORS: 7
PAGE: 195

REF: POPL200
LÍNEA: REGULAR
WEIGHT: 200 g/m²
COLORS: 34
PAGE: 48-49

REF: POPL200 (CONTRAST)
LÍNEA: REGULAR
WEIGHT: 200 g/m²
COLORS: 4
PAGE: 50-51

REF: POPL200LS
LÍNEA: REGULAR
WEIGHT: 200 g/m²
COLORS: 10
PAGE: 52

KIDS



REF: CURVSPOLO
LÍNEA: REGULAR
WEIGHT: 200 g/m²
COLORS: 7
PAGE: 74

REF: POPL200WK
LÍNEA: WORKWEAR
WEIGHT: 210 g/m²
COLORS: 10
PAGE: 87

REF: SPORTPQLADY
LÍNEA: SPORT
WEIGHT: 150-160 g/m²
COLORS: 7
PAGE: 192

REF: SPHEAVYLDY
LÍNEA: SPORT
WEIGHT: 200-210 g/m²
COLORS: 7
PAGE: 194

REF: PKID210
LÍNEA: REGULAR
WEIGHT: 210 g/m²
COLORS: 23
PAGE: 66-67

REF: PKID210 (CONTRAST)
LÍNEA: REGULAR
WEIGHT: 210 g/m²
COLORS: 6
PAGE: 66-67



REF: PKID210SCH
LÍNEA: REGULAR
WEIGHT: 210 g/m²
COLORS: 6
PAGE: 68

REF: PKID210LS
LÍNEA: REGULAR
WEIGHT: 210 g/m²
COLORS: 9
PAGE: 68

REF: SPORTPKID
LÍNEA: SPORT
WEIGHT: 150-160 g/m²
COLORS: 4
PAGE: 192

More than
20 models
to customize



MAN



REF: SWRAKNG
LÍNEA: WINTER
WEIGHT: 290 g/m²
COLORS: 61
PAGE: 118-119



REF: SWRAZIP
LÍNEA: WINTER
WEIGHT: 290 g/m²
COLORS: 8
PAGE: 124



REF: SWRAFUZIP
LÍNEA: WINTER
WEIGHT: 290 g/m²
COLORS: 11
PAGE: 124



REF: SWUAHOOD
LÍNEA: WINTER
WEIGHT: 290 g/m²
COLORS: 12
PAGE: 125



REF: SWCR275
LÍNEA: WINTER
WEIGHT: 275 g/m²
COLORS: 6
PAGE: 132



REF: SWKNG275
LÍNEA: WINTER
WEIGHT: 265-275 g/m²
COLORS: 6
PAGE: 134



REF: SHWOOD275
LÍNEA: WINTER
WEIGHT: 275 g/m²
COLORS: 6
PAGE: 136



REF: SWKNG320
LÍNEA: WINTER
WEIGHT: 320 g/m²
COLORS: 12
PAGE: 137



REF: SWCR240
LÍNEA: WINTER
WEIGHT: 235-240 g/m²
COLORS: 6
PAGE: 141



REF: SWKNG240
LÍNEA: WINTER
WEIGHT: 235-240 g/m²
COLORS: 4
PAGE: 143



REF: SWUAHOOD240
LÍNEA: WINTER
WEIGHT: 235-240 g/m²
COLORS: 6
PAGE: 145



REF: SWFUZIP240
LÍNEA: WINTER
WEIGHT: 235-240 g/m²
COLORS: 6
PAGE: 146



REF: SWCRPEACH
LÍNEA: WINTER
WEIGHT: 260 g/m²
COLORS: 5
PAGE: 148



REF: SWKNGPEACH
LÍNEA: WINTER
WEIGHT: 260 g/m²
COLORS: 5
PAGE: 148



REF: SWOCECR
LÍNEA: OCEAN
WEIGHT: 260-265 g/m²
COLORS: 6
PAGE: 19



REF: SWOCECTR
LÍNEA: OCEAN
WEIGHT: 260-265 g/m²
COLORS: 6
PAGE: 18



REF: SWOCEKNG
LÍNEA: OCEAN
WEIGHT: 260-265 g/m²
COLORS: 6
PAGE: 18



REF: JTSWCR
LÍNEA: JT
WEIGHT: 260-265 g/m²
COLORS: 6
PAGE: 25



REF: JTSWKNG
LÍNEA: JT
WEIGHT: 260-265 g/m²
COLORS: 6
PAGE: 24



REF: SWRA290
LÍNEA: WINTER
WEIGHT: 290 g/m²
COLORS: 61
PAGE: 116-117



REF: SWRARGL
LÍNEA: WINTER
WEIGHT: 290 g/m²
COLORS: 10
PAGE: 122-123



REF: SWKNGOVER
LÍNEA: WINTER
WEIGHT: 320 g/m²
COLORS: 6
PAGE: 138-139



REF: SWRAECO
LÍNEA: WINTER
WEIGHT: 275 g/m²
COLORS: 8
PAGE: 150



REF: SWKNGECO
LÍNEA: WINTER
WEIGHT: 275 g/m²
COLORS: 8
PAGE: 151

UNISEX



LADY



REF: SWHOODECO
LÍNEA: WINTER
WEIGHT: 275 g/m²
COLORS: 8
PAGE: 152

REF: SWULKNG
LÍNEA: WINTER
WEIGHT: 290 g/m²
COLORS: 19
PAGE: 120

REF: SWULCROP
LÍNEA: WINTER
WEIGHT: 290 g/m²
COLORS: 2
PAGE: 127

REF: SWRL275
LÍNEA: WINTER
WEIGHT: 275 g/m²
COLORS: 7
PAGE: 133

REF: SWULKNG275
LÍNEA: WINTER
WEIGHT: 275 g/m²
COLORS: 7
PAGE: 135

REF: SWCRL240
LÍNEA: WINTER
WEIGHT: 235-240 g/m²
COLORS: 5
PAGE: 140



KIDS



REF: SWULKNG240
LÍNEA: WINTER
WEIGHT: 235-240 g/m²
COLORS: 5
PAGE: 142

REF: SWULHOOD240
LÍNEA: WINTER
WEIGHT: 235-240 g/m²
COLORS: 5
PAGE: 144

REF: SWRK290
LÍNEA: WINTER
WEIGHT: 290 g/m²
COLORS: 21
PAGE: 120

REF: SWRKNG
LÍNEA: WINTER
WEIGHT: 290 g/m²
COLORS: 20
PAGE: 121

REF: SWRKHOOD
LÍNEA: WINTER
WEIGHT: 290 g/m²
COLORS: 12
PAGE: 126

REF: SWRKFUZIP
LÍNEA: WINTER
WEIGHT: 290 g/m²
COLORS: 8
PAGE: 126



REF: SWRK275
LÍNEA: WINTER
WEIGHT: 275 g/m²
COLORS: 6
PAGE: 133

REF: SWRBSUIT
LÍNEA: WINTER
WEIGHT: 260 g/m²
COLORS: 5
PAGE: 149

REF: SWRBHOOD
LÍNEA: WINTER
WEIGHT: 260 g/m²
COLORS: 5
PAGE: 149

REF: SWRK240
LÍNEA: WINTER
WEIGHT: 235-240 g/m²
COLORS: 4
PAGE: 140

REF: SWRKNG240
LÍNEA: WINTER
WEIGHT: 235-240 g/m²
COLORS: 4
PAGE: 142

REF: SWRKHOOD240
LÍNEA: WINTER
WEIGHT: 235-240 g/m²
COLORS: 3
PAGE: 144



REF: SWRKFUZIP240
LÍNEA: WINTER
WEIGHT: 235-240 g/m²
COLORS: 3
PAGE: 146

REF: SWRKECO
LÍNEA: WINTER
WEIGHT: 275 g/m²
COLORS: 8
PAGE: 153

REF: SWKNGKECO
LÍNEA: WINTER
WEIGHT: 275 g/m²
COLORS: 8
PAGE: 153

More than
45 models
to
customize

MAN



REF: SHAOSLO
LÍNEA: WORKWEAR
COLORS: 2
PAGE: 88



REF: SHAOSLOSS
LÍNEA: WORKWEAR
COLORS: 2
PAGE: 88



REF: SHAPEKIN
LÍNEA: WORKWEAR
COLORS: 2
PAGE: 90



REF: SHAPEKINSS
LÍNEA: WORKWEAR
COLORS: 2
PAGE: 90



REF: SHAOXF
LÍNEA: WORKWEAR
COLORS: 8
PAGE: 92



REF: SHAOXFSS
LÍNEA: WORKWEAR
COLORS: 4
PAGE: 92



REF: SHAPOP
LÍNEA: WORKWEAR
COLORS: 7
PAGE: 94



REF: SHAPOSS
LÍNEA: WORKWEAR
COLORS: 6
PAGE: 94



REF: SHAMILAN
LÍNEA: WORKWEAR
COLORS: 1
PAGE: 96



REF: SHABERLIN
LÍNEA: WORKWEAR
COLORS: 1
PAGE: 96



REF: SHALONDON
LÍNEA: WORKWEAR
COLORS: 1
PAGE: 97



REF: SHAMONACO
LÍNEA: WORKWEAR
COLORS: 1
PAGE: 97



REF: SHATEXAS
LÍNEA: WORKWEAR
COLORS: 1
PAGE: 98



REF: SHATULUM
LÍNEA: WORKWEAR
COLORS: 5
PAGE: 100



REF: SHAMAHON
LÍNEA: WORKWEAR
COLORS: 5
PAGE: 101



REF: WKOPORTO
LÍNEA: WORKWEAR
WEIGHT: 170 g/m²
COLORS: 3
PAGE: 84



REF: SHLOSLO
LÍNEA: WORKWEAR
COLORS: 2
PAGE: 88



REF: SHLOSLOSS
LÍNEA: WORKWEAR
COLORS: 2
PAGE: 88



REF: SHLPEKIN
LÍNEA: WORKWEAR
COLORS: 2
PAGE: 90



REF: SHLPEKINSS
LÍNEA: WORKWEAR
COLORS: 2
PAGE: 90



REF: SHLOXF
LÍNEA: WORKWEAR
COLORS: 8
PAGE: 92



REF: SHLOXFSS
LÍNEA: WORKWEAR
COLORS: 4
PAGE: 92



REF: SHLPOP
LÍNEA: WORKWEAR
COLORS: 7
PAGE: 94



REF: SHLPOPSS
LÍNEA: WORKWEAR
COLORS: 6
PAGE: 94



REF: SHLTEXAS
LÍNEA: WORKWEAR
COLORS: 1
PAGE: 98

UNISEX

LADY

MAN						
	REF: WKARIZONA LÍNEA: WORKWEAR WEIGHT: 280 g/m ² COLORS: 4 PAGE: 102	REF: WKDUBAI LÍNEA: WORKWEAR WEIGHT: 250 g/m ² COLORS: 3 PAGE: 104	REF: WKTOKYO LÍNEA: WORKWEAR WEIGHT: 280 g/m ² COLORS: 3 PAGE: 106	REF: WKDUBLIN LÍNEA: WORKWEAR WEIGHT: 280 g/m ² COLORS: 3 PAGE: 108	REF: WKCHESTER LÍNEA: WORKWEAR WEIGHT: 280 g/m ² COLORS: 4 PAGE: 111	REF: SWPANTSM LÍNEA: WINTER WEIGHT: 290 G/M ² COLORS: 3 PAGE: 131
UNISEX						
	REF: SWSHORTSM LÍNEA: WINTER WEIGHT: 290 g/m ² COLORS: 3 PAGE: 130	REF: WKLSIBON LÍNEA: WORKWEAR WEIGHT: 170 g/m ² COLORS: 3 PAGE: 84	REF: SWPANTS240 LÍNEA: WINTER WEIGHT: 235-240 g/m ² COLORS: 3 PAGE: 147	REF: WKARIZONAL LÍNEA: WORKWEAR WEIGHT: 280 g/m ² COLORS: 4 PAGE: 102	REF: WKDUBAIL LÍNEA: WORKWEAR WEIGHT: 250 g/m ² COLORS: 3 PAGE: 104	
						KIDS
	REF: WKTOKYOL LÍNEA: WORKWEAR WEIGHT: 280 g/m ² COLORS: 3 PAGE: 106	REF: WKDUBLINL LÍNEA: WORKWEAR WEIGHT: 280 g/m ² COLORS: 3 PAGE: 108	REF: WKLARISA LÍNEA: WORKWEAR WEIGHT: 290 g/m ² COLORS: 4 PAGE: 110	REF: SWPANTSL LÍNEA: WINTER WEIGHT: 290 g/m ² COLORS: 3 PAGE: 131	REF: SPLEGGINSL LÍNEA: SPORT WEIGHT: 180 g/m ² COLORS: 3 PAGE: 197	
						
	REF: SWPANTSK LÍNEA: WINTER WEIGHT: 290 g/m ² COLORS: 5 PAGE: 130	REF: SWPANTSK240 LÍNEA: WINTER WEIGHT: 235-240 g/m ² COLORS: 2 PAGE: 147	REF: SWPANTSB LÍNEA: WINTER WEIGHT: 260 g/m ² COLORS: 5 PAGE: 149			
MAN						
	REF: WKBOSTON LÍNEA: WORKWEAR WEIGHT: 300 g/m ² COLORS: 6 PAGE: 112	REF: WKBOSTONL LÍNEA: WORKWEAR WEIGHT: 300 g/m ² COLORS: 6 PAGE: 113	REF: WKBOSTONK LÍNEA: REGULAR WEIGHT: 300 g/m ² COLORS: 4 PAGE: 70			

MAN



REF: MICFLEMAN
LÍNEA: WINTER
WEIGHT: 140 g/m²
COLORS: 5
PAGE: 155

UNISEX



REF: FLRA300
LÍNEA: WINTER
WEIGHT: 300 g/m²
COLORS: 18
PAGE: 157

LADY



REF: FLRA340
LÍNEA: WINTER
WEIGHT: 340 g/m²
COLORS: 8
PAGE: 158-159

LADY



REF: MICFLELADY
LÍNEA: WINTER
WEIGHT: 140 g/m²
COLORS: 6
PAGE: 154

LADY



REF: FLRL300
LÍNEA: WINTER
WEIGHT: 300 g/m²
COLORS: 18
PAGE: 156

KIDS



REF: FLRK300
LÍNEA: WINTER
WEIGHT: 300 g/m²
COLORS: 9
PAGE: 156

MAN



REF: SOFTJACK
LÍNEA: WINTER
WEIGHT: 300 g/m²
COLORS: 7
PAGE: 161

UNISEX



REF: SOFTVEST
LÍNEA: WINTER
WEIGHT: 300 g/m²
COLORS: 7
PAGE: 161

LADY



REF: SOFTHOOD
LÍNEA: WINTER
WEIGHT: 300 g/m²
COLORS: 3
PAGE: 163

LADY



REF: SOFTJACKL
LÍNEA: WINTER
WEIGHT: 300 g/m²
COLORS: 7
PAGE: 160

LADY



REF: SOFTHOODL
LÍNEA: WINTER
WEIGHT: 300 g/m²
COLORS: 3
PAGE: 162

KIDS



REF: SOFTJACKID
LÍNEA: WINTER
WEIGHT: 300 g/m²
COLORS: 6
PAGE: 160

UNISEX



REF: WKPARIS
LÍNEA: WORKWEAR
WEIGHT: 180 g/m²
COLORS: 10
PAGE: 80-81

UNISEX



REF: WKVENICE
LÍNEA: WORKWEAR
WEIGHT: 180 g/m²
COLORS: 3
PAGE: 82

UNISEX



REF: WKVIENNA
LÍNEA: WORKWEAR
WEIGHT: 180 g/m²
COLORS: 7
PAGE: 83

UNISEX



REF: WKPARISK
LÍNEA: REGULAR
WEIGHT: 180 g/m²
COLORS: 6
PAGE: 71

MAN



REF: WKROME
LÍNEA: WORKWEAR
WEIGHT: 190 g/m²
COLORS: 3
PAGE: 85

LADY



REF: WKROMEL
LÍNEA: WORKWEAR
WEIGHT: 190 g/m²
COLORS: 3
PAGE: 85

MAN



LADY



REF: UNBOXER
LÍNEA: UNDERWEAR
WEIGHT: 160 g/m²
COLORS: 3
PAGE: 203

REF: UNMIDWAY
LÍNEA: UNDERWEAR
WEIGHT: 160 g/m²
COLORS: 3
PAGE: 202

REF: UNSLIP
LÍNEA: UNDERWEAR
WEIGHT: 160 g/m²
COLORS: 3
PAGE: 202

REF: UNBRIEFS
LÍNEA: UNDERWEAR
WEIGHT: 160 g/m²
COLORS: 3
PAGE: 201

REF: UNTONG
LÍNEA: UNDERWEAR
WEIGHT: 160 g/m²
COLORS: 3
PAGE: 200

BABY



REF: TSRBBODY
LÍNEA: REGULAR
WEIGHT: 170 g/m²
COLORS: 11
PAGE: 54-55

REF: TSRBSUIT
LÍNEA: REGULAR
WEIGHT: 170 g/m²
COLORS: 5
PAGE: 56

REF: TSRBODY150
LÍNEA: REGULAR
WEIGHT: 145 g/m²
COLORS: 11
PAGE: 57

REF: TSRBBODYLS
LÍNEA: REGULAR
WEIGHT: 170 g/m²
COLORS: 5
PAGE: 56



SPECIAL PRODUCTIONS



**We design,
we personalise
and we produce**



We create personalised garments

Personalise your T-shirt, your sweatshirt, a polo, a shirt, and even trousers, **JHK** makes it easy so your design or brand is highly visible and high quality. Send us your design and we will get to work.



We provide uniforms for your company

At **JHK**, we offer your company a wide range of garments for your client's work uniform needs.



We manufacture your clothing brand

Our pattern-making department can create your clothes professionally, because **JHK** works on every process from start to finish, from designing personalised collections to manufacturing each garment.





Certificaciones ISO en centros auditados.
JHK Madrid y Almacén Central.

jhktshirt.com